

Last information update: June 2018



Palco linear surface 2 x Ø37 - flood - remote driver

Product code
QC45

Technical description

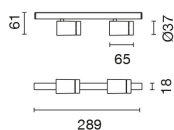
Linear luminaire for surface installation with 2 miniaturised adjustable spotlights. Spotlight bodies with a die-cast aluminium dissipation system - cast zamak rotation units - shaped steel fixing plate - extruded aluminium linear surface structure with mechanical coupling system - thermoplastic side end caps. The spotlight swivel joints allow the spotlight to be rotated by 360° and tilted by 90°. The set back position of the optic units guarantees a high level of visual comfort with thermoplastic high definition lenses. Ballast not included, available with separate code.

Installation

Installation surface plate fastening - structure attached using a mechanical locking mechanism - insertion of side end caps. This specific locking system can be installed next to linear versions so as to create a continuous external line.

Dimension (mm)

Ø37



Colour

White (01) | Black (04)

Weight (Kg)

0.06

Mounting

wall surface|ceiling surface

Wiring

Output cables for connecting to power supply line.

Notes

Technical and anti-glare accessories available.

Complies with EN60598-1 and pertinent regulations



IP20



Product configuration: QC45

Product characteristics

Total lighting output [Lm]: 689
Total power [W]: 14.4
Luminous efficacy [Lm/W]: 47.8
Life Time: 50,000h - L80 - B10 (Ta 25°C)

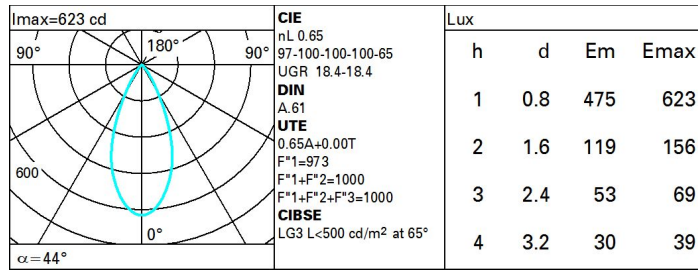
Total luminous flux at or above an angle of 90° [Lm]: 0
Emergency luminous flux [Lm]: /
Voltage [V]: -
Number of optical assemblies: 2

Optical assembly Characteristics Type 1

Light Output Ratio (L.O.R.) [%]: 65
Lamp code: LED
ZVEI Code: LED
Nominal power [W]: 7.2
Nominal luminous [Lm]: 530
Lamp maximum intensity [cd]: /
Beam angle [°]: 44°

Number of lamps for optical assembly: 1
Socket: /
Ballast losses [W]: 0
Colour temperature [K]: 2700
CRI: 90
Wavelength [Nm]: /
MacAdam Step: 3

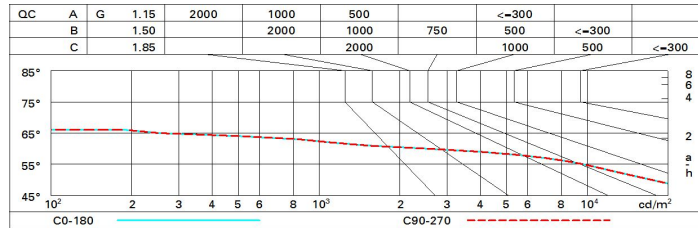
Polar



Utilisation factors

R	77	75	73	71	55	53	33	00	DRR
K0.8	58	55	53	51	54	52	52	50	76
1.0	61	58	56	54	57	55	55	53	81
1.5	64	62	60	59	61	59	59	57	88
2.0	66	64	63	62	63	62	62	60	92
2.5	67	66	65	64	65	64	64	62	95
3.0	68	67	67	66	66	66	65	63	97
4.0	69	68	68	67	67	67	66	64	99
5.0	69	69	68	68	68	67	66	65	100

Luminance curve limit



UGR diagram

Corrected UGR values (at 530 lm bare lamp luminous flux)											
Reflect.:		0.70	0.70	0.50	0.50	0.30	0.70	0.70	0.50	0.50	0.30
ceiling/cav		0.70	0.70	0.50	0.50	0.30	0.70	0.70	0.50	0.50	0.30
walls		0.50	0.30	0.50	0.30	0.30	0.50	0.30	0.50	0.30	0.30
work pl.		0.20	0.20	0.20	0.20	0.20	0.20	0.20	0.20	0.20	0.20
Room dim		viewed crosswise					viewed endwise				
x	y										
2H	2H	19.0	19.7	19.3	19.9	20.1	19.0	19.7	19.3	19.9	20.1
	3H	18.9	19.4	19.2	19.7	20.0	18.9	19.5	19.2	19.7	20.0
	4H	18.8	19.3	19.1	19.6	19.9	18.8	19.3	19.1	19.6	19.9
	6H	18.7	19.2	19.1	19.5	19.9	18.7	19.2	19.1	19.5	19.9
	8H	18.7	19.2	19.0	19.5	19.8	18.7	19.2	19.1	19.5	19.8
	12H	18.6	19.1	19.0	19.4	19.8	18.7	19.1	19.0	19.4	19.8
4H	2H	18.8	19.3	19.1	19.6	19.9	18.8	19.3	19.1	19.6	19.9
	3H	18.7	19.1	19.0	19.4	19.8	18.7	19.1	19.0	19.4	19.8
	4H	18.6	19.0	19.0	19.3	19.7	18.6	19.0	19.0	19.3	19.7
	6H	18.5	18.8	18.9	19.2	19.6	18.5	18.8	18.9	19.2	19.6
	8H	18.4	18.7	18.9	19.2	19.6	18.4	18.7	18.9	19.2	19.6
	12H	18.4	18.7	18.8	19.1	19.6	18.4	18.7	18.8	19.1	19.6
8H	4H	18.4	18.7	18.9	19.2	19.6	18.4	18.7	18.9	19.2	19.6
	6H	18.3	18.6	18.8	19.0	19.5	18.3	18.6	18.8	19.0	19.5
	8H	18.3	18.5	18.8	19.0	19.5	18.3	18.5	18.8	19.0	19.5
	12H	18.2	18.4	18.7	18.9	19.4	18.2	18.4	18.7	18.9	19.4
12H	4H	18.4	18.7	18.8	19.1	19.6	18.4	18.7	18.8	19.1	19.6
	6H	18.3	18.5	18.8	19.0	19.5	18.3	18.5	18.8	19.0	19.5
	8H	18.2	18.4	18.7	18.9	19.4	18.2	18.4	18.7	18.9	19.4
Variations with the observer position at spacing:											
S =	1.0H	5.2 / -10.8					5.2 / -10.8				
	1.5H	7.9 / -25.4					7.9 / -25.4				
	2.0H	9.5 / -35.8					9.5 / -35.8				