


Last information update: June 2018



Palco linear recess 3 x Ø51 - flood - remote driver

Product code

QC33

Technical description

Linear luminaire for recessed installation with 3 miniaturised adjustable spotlights. Spotlight bodies with a die-cast aluminium dissipation system - cast zamak rotation units - a linear recess structure consisting of an extruded aluminium internal profile, painted steel caps and stop plate - steel wire fixing springs. The spotlight swivel joints allow the spotlight to be rotated by 360° and tilted by 90°. The set back position of the optic units guarantees a high level of visual comfort with thermoplastic high definition lenses. Ballast not included, available with separate code.

Installation

Recessed linear base with surface stop plate - steel wire springs for false ceilings from 1 to 25 mm thick - preparation hole Ø0 x 000 mm. Option of installing next to linear versions so as to create a continuous line.

Dimension (mm)

Ø51

Colour

White (01) | Black (04)

Weight (Kg)

0.06

Mounting

wall recessed|ceiling recessed

Wiring

Output cables for connecting to power supply line.

Notes

Technical and anti-glare accessories available.

Complies with EN60598-1 and pertinent regulations



IP20



Product configuration: QC33

Product characteristics

Total lighting output [Lm]: 1550
Total power [W]: 36
Luminous efficacy [Lm/W]: 43.1
Life Time: 50,000h - L80 - B10 (Ta 25°C)

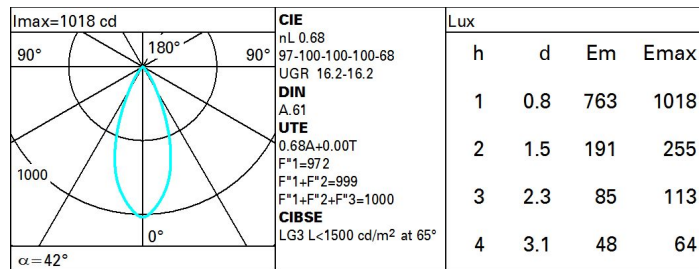
Total luminous flux at or above an angle of 90° [Lm]: 0
Emergency luminous flux [Lm]: /
Voltage [V]: -
Number of optical assemblies: 3

Optical assembly Characteristics Type 1

Light Output Ratio (L.O.R.) [%]: 68
Lamp code: LED
ZVEI Code: LED
Nominal power [W]: 12
Nominal luminous [Lm]: 760
Lamp maximum intensity [cd]: /
Beam angle [°]: 42°

Number of lamps for optical assembly: 1
Socket: /
Ballast losses [W]: 0
Colour temperature [K]: 2700
CRI: 90
Wavelength [Nm]: /
MacAdam Step: 3

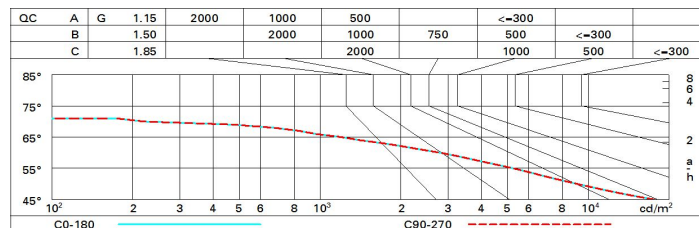
Polar



Utilisation factors

R	77	75	73	71	55	53	33	00	DRR
K0.8	61	57	55	53	57	55	54	52	76
1.0	63	60	58	57	60	58	57	55	81
1.5	67	65	63	61	64	62	62	59	87
2.0	69	67	66	65	66	65	64	63	92
2.5	70	69	68	67	68	67	66	65	95
3.0	71	70	70	69	69	69	68	66	97
4.0	72	71	71	70	70	70	69	67	99
5.0	72	72	72	71	71	71	69	68	100

Luminance curve limit



UGR diagram

Corrected UGR values (at 700 lm bare lamp luminous flux)												
Reflect.: ceiling/cav walls work pl. Room dim x y		0.70	0.70	0.50	0.50	0.30	0.70	0.70	0.50	0.50	0.30	0.30
		0.50	0.30	0.50	0.30	0.30	0.50	0.30	0.50	0.30	0.30	0.30
		0.20	0.20	0.20	0.20	0.20	0.20	0.20	0.20	0.20	0.20	0.20
		viewed crosswise					viewed endwise					
2H	2H	16.8	17.4	17.1	17.7	17.9	16.8	17.4	17.1	17.7	17.9	
	3H	16.7	17.2	17.0	17.5	17.8	16.7	17.2	17.0	17.5	17.8	
	4H	16.6	17.1	16.9	17.4	17.7	16.6	17.1	16.9	17.4	17.7	
	6H	16.5	17.0	16.9	17.3	17.6	16.5	17.0	16.9	17.3	17.7	
	8H	16.5	16.9	16.8	17.3	17.6	16.5	17.0	16.8	17.3	17.6	
	12H	16.4	16.9	16.8	17.2	17.6	16.4	16.9	16.8	17.2	17.6	
4H	2H	16.6	17.1	16.9	17.4	17.7	16.6	17.1	16.9	17.4	17.7	
	3H	16.4	16.9	16.8	17.2	17.6	16.4	16.9	16.8	17.2	17.6	
	4H	16.4	16.8	16.8	17.1	17.5	16.4	16.8	16.8	17.1	17.5	
	6H	16.3	16.6	16.7	17.0	17.4	16.3	16.6	16.7	17.0	17.4	
	8H	16.2	16.5	16.7	17.0	17.4	16.2	16.5	16.7	17.0	17.4	
	12H	16.2	16.5	16.6	16.9	17.4	16.2	16.5	16.6	16.9	17.4	
8H	4H	16.2	16.5	16.7	17.0	17.4	16.2	16.5	16.7	17.0	17.4	
	6H	16.1	16.4	16.6	16.8	17.3	16.1	16.4	16.6	16.8	17.3	
	8H	16.1	16.3	16.6	16.8	17.3	16.1	16.3	16.6	16.8	17.3	
	12H	16.0	16.2	16.5	16.7	17.2	16.0	16.2	16.5	16.7	17.2	
12H	4H	16.2	16.5	16.6	16.9	17.4	16.2	16.5	16.6	16.9	17.4	
	6H	16.1	16.3	16.6	16.8	17.3	16.1	16.3	16.6	16.8	17.3	
	8H	16.0	16.2	16.5	16.7	17.2	16.0	16.2	16.5	16.7	17.2	
Variations with the observer position at spacing:												
S =		1.0H	4.9 / -10.3					4.9 / -10.3				
		1.5H	7.7 / -15.5					7.7 / -15.5				
		2.0H	9.7 / -21.8					9.7 / -21.8				