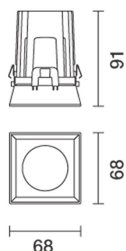


Last information update: June 2018

**Fixed square recessed luminaire - Minimal - wide flood - Super Comfort****Product code**

QA74

**Technical description**

Square Minimal recessed luminaire (frameless). Super Comfort fixed version: the LEDs are set a long way back to minimize glare and guarantee a high level of visual comfort. The main body is made of die-cast aluminium with a radiant surface that guarantees optimum heat dissipation. Metallised, thermoplastic, high definition reflector - wide flood optic. Die-cast aluminium structure designed for flush with ceiling installation - a specific adapter with a separate code is available for false ceilings. This is indispensable for installing recessed luminaires. The internal deflector is made of thermoplastic available in a range of painted and metallised finishes. Safety glass included LED lamp with high color rendering index. Power unit available with a separate code no.

**Installation**

The luminaire is recessed in the adapter (QA83) by means of an anti-fall steel wire spring, previously installed on the ceiling that can be between 12.5 and 25 mm thick. A special steel spring required to extract the main body of the adapter after it has been installed is included in the package.

**Dimension (mm)**

68x68x91

**Colour**

White (01) | Black (04) | Chrome (10) | Brass (14) | (E6) | (E8)

**Weight (Kg)**

0.24

**Mounting**

ceiling recessed

**Wiring**

Direct current ballasts are available with a separate code no.: ON-OFF / 1-10V dimmable / DALI dimmable / Trailing Edge dimmable - the recessed fitting includes a cable and a quick-coupling connector to connect it to the connector on the ballast.

**Notes**

A wide range of decorative accessories and diffusers is available.

Complies with EN60598-1 and pertinent regulations



IP20

**Product configuration: QA74.01+QA83.04**

QA83.04: Frame / adapter for Minimal square fixed recessed luminaire 75 x 75 - Black

**Product characteristics**

Total lighting output [Lm]: 932

Total power [W]: 10

Luminous efficacy [Lm/W]: 93.2

Life Time: &gt; 50,000h - L80 - B10 (Ta 25°C)

Total luminous flux at or above an angle of 90° [Lm]: 0

Emergency luminous flux [Lm]: /

Voltage [V]: -

Number of optical assemblies: 1

**Optical assembly Characteristics Type 1**

Light Output Ratio (L.O.R.) [%]: 81

Lamp code: LED

ZVEI Code: LED

Nominal power [W]: 10

Nominal luminous [Lm]: 1150

Lamp maximum intensity [cd]: /

Beam angle [°]: 56°

Number of lamps for optical assembly: 1

Socket: /

Ballast losses [W]: 0

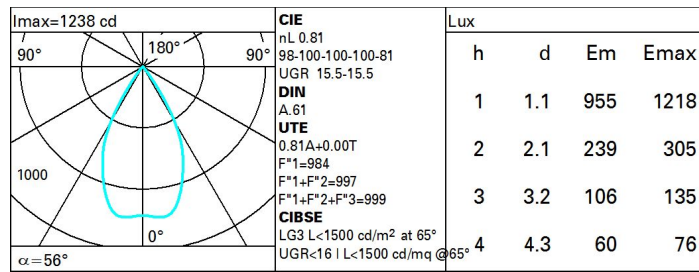
Colour temperature [K]: 2700

CRI: 90

Wavelength [Nm]: /

MacAdam Step: 2

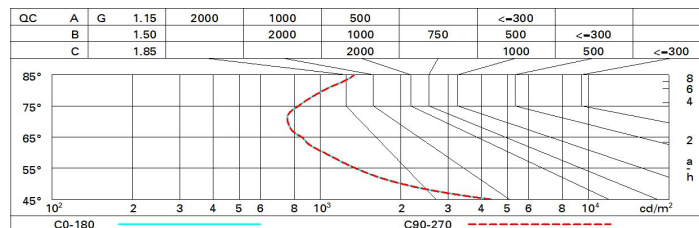
# Polar



# Utilisation factors

R	77	75	73	71	55	53	33	00	DRR
K0.8	73	69	66	64	68	66	65	63	77
1.0	76	72	70	68	72	69	69	66	82
1.5	80	77	75	73	76	74	74	71	88
2.0	82	80	79	78	79	78	77	75	92
2.5	84	82	81	80	81	80	79	77	95
3.0	85	84	83	82	83	82	81	79	97
4.0	86	85	85	84	84	83	82	80	99
5.0	86	86	85	85	85	84	83	81	100

# Luminance curve limit



# UGR diagram

Corrected UGR values (at 1150 lm bare lamp luminous flux)												
Reflect.: ceiling/cav walls work pl. Room dim x y		0.70	0.70	0.50	0.50	0.30	0.70	0.70	0.50	0.50	0.30	0.30
		0.50	0.30	0.50	0.30	0.30	0.50	0.30	0.50	0.30	0.30	0.30
		0.20	0.20	0.20	0.20	0.20	0.20	0.20	0.20	0.20	0.20	0.20
		viewed crosswise					viewed endwise					
2H	2H	16.0	16.6	16.3	16.9	17.1	16.0	16.6	16.3	16.9	17.1	
	3H	15.9	16.5	16.2	16.7	17.0	15.9	16.4	16.2	16.7	17.0	
	4H	15.8	16.3	16.2	16.6	16.9	15.8	16.3	16.2	16.6	16.9	
	6H	15.8	16.2	16.1	16.6	16.9	15.7	16.2	16.1	16.5	16.9	
	8H	15.7	16.2	16.1	16.5	16.9	15.7	16.2	16.1	16.5	16.8	
	12H	15.7	16.1	16.1	16.5	16.8	15.7	16.1	16.1	16.4	16.8	
4H	2H	15.8	16.3	16.2	16.6	16.9	15.8	16.3	16.2	16.6	16.9	
	3H	15.7	16.1	16.1	16.5	16.8	15.7	16.1	16.1	16.5	16.8	
	4H	15.6	16.0	16.0	16.4	16.7	15.6	16.0	16.0	16.4	16.7	
	6H	15.5	15.9	16.0	16.3	16.7	15.5	15.9	16.0	16.3	16.7	
	8H	15.5	15.8	15.9	16.2	16.7	15.5	15.8	15.9	16.2	16.6	
	12H	15.5	15.7	15.9	16.2	16.6	15.4	15.7	15.9	16.1	16.6	
8H	4H	15.5	15.8	15.9	16.2	16.6	15.5	15.8	15.9	16.2	16.7	
	6H	15.4	15.7	15.9	16.1	16.6	15.4	15.7	15.9	16.1	16.6	
	8H	15.4	15.6	15.9	16.1	16.6	15.4	15.6	15.9	16.1	16.6	
	12H	15.4	15.5	15.9	16.0	16.5	15.3	15.5	15.8	16.0	16.5	
12H	4H	15.4	15.7	15.9	16.1	16.6	15.5	15.7	15.9	16.2	16.6	
	6H	15.4	15.6	15.9	16.0	16.5	15.4	15.6	15.9	16.1	16.6	
	8H	15.3	15.5	15.8	16.0	16.5	15.4	15.5	15.9	16.0	16.5	
Variations with the observer position at spacing:												
S =		1.0H	6.2 / -10.9					6.2 / -10.9				
		1.5H	9.0 / -11.4					9.0 / -11.4				
		2.0H	11.0 / -11.6					11.0 / -11.6				