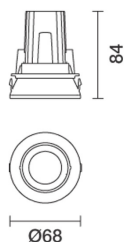



Last information update: June 2018

**Adjustable round recessed luminaire - Minimal - spot - Super Comfort****Product code**

QA63

Technical description

Minimal round recessed luminaire (frameless). Adjustable version that rotates internally by 355° and tilts by a maximum of 30°. The swivel unit rotates in a set back position in relation to the surface of the ceiling in order to guarantee precise, comfortable light diffusion and reduce direct glare significantly. The swivel unit body is made of die-cast aluminium with a radiant surface that guarantees optimum heat dissipation. Metallised, thermoplastic, high definition reflector - spot optic. Die-cast aluminium structure for flush with ceiling installation - a specific adapter with a separate code is available for false ceilings. This is indispensable for installing recessed luminaires. Steel rotating parts. The rings inside the recessed body and the swivel unit are made of thermoplastic available in a range of painted and metallised finishes. Safety glass included LED lamp with high color rendering index. Power unit available with a separate code no.

Installation

The luminaire is recessed in the adapter (QC68) by means of an anti-fall steel wire spring, previously installed on the ceiling that can be between 12.5 and 25 mm thick. A special steel spring required to extract the main body of the adapter after it has been installed is included in the package.

Dimension (mm)

Ø68x84

Colour

White (01) | Black (04) | Chrome (10) | Brass (14) | (E6) | (E8)

Weight (Kg)

0.11

Mounting

ceiling recessed

Wiring

Direct current ballasts are available with a separate code no.: ON-OFF / 1-10V dimmable / DALI dimmable / Trailing Edge dimmable - the recessed fitting includes a cable and a quick-coupling connector to connect it to the connector on the ballast.

Notes

A wide range of decorative accessories and diffusers is available (due to the shape of the recess only the accessories for the Ø59 recess can be used).

Complies with EN60598-1 and pertinent regulations



IP20

**Product configuration: QA63.01+QC68.04**

QC68.04: Frame / adapter for Minimal round adjustable recessed luminaire Ø75 - Black

Product characteristics

Total lighting output [Lm]: 422

Total power [W]: 7.3

Luminous efficacy [Lm/W]: 57.9

Life Time: > 50,000h - L80 - B10 (Ta 25°C)

Total luminous flux at or above an angle of 90° [Lm]: 0

Emergency luminous flux [Lm]: /

Voltage [V]: -

Number of optical assemblies: 1

Optical assembly Characteristics Type 1

Light Output Ratio (L.O.R.) [%]: 64

Lamp code: LED

ZVEI Code: LED

Nominal power [W]: 7.3

Nominal luminous [Lm]: 660

Lamp maximum intensity [cd]: /

Beam angle [°]: 16°

Number of lamps for optical assembly: 1

Socket: /

Ballast losses [W]: 0

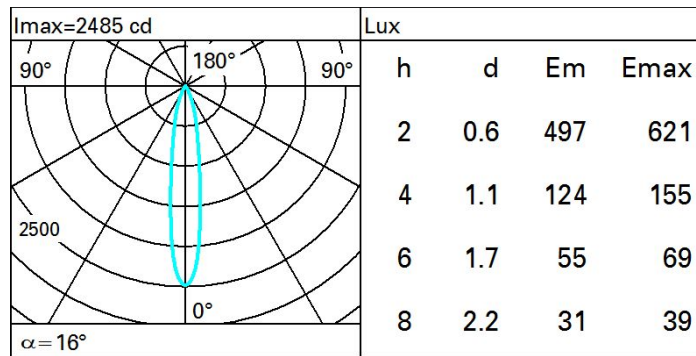
Colour temperature [K]: 2700

CRI: 90

Wavelength [nm]: /

MacAdam Step: 3

Polar



Utilisation factors

R	77	75	73	71	55	53	33	00	DRR
K0.8	57	54	52	50	53	51	51	49	76
1.0	60	57	55	53	56	54	54	52	81
1.5	63	61	59	58	60	58	58	56	87
2.0	65	63	62	61	62	61	61	59	92
2.5	66	65	64	63	64	63	62	61	95
3.0	67	66	65	65	65	64	64	62	97
4.0	68	67	67	66	66	66	65	63	99
5.0	68	68	67	67	67	66	65	64	100

Luminance curve limit

