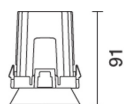



Last information update: June 2018

**Fixed round recessed luminaire - Minimal - flood - Super Comfort****Product code**

QA55

Technical description

Minimal round recessed luminaire (frameless). Super Comfort fixed version: the LEDs are set a long way back to minimize glare and guarantee a high level of visual comfort. The main body is made of die-cast aluminium with a radiant surface that guarantees optimum heat dissipation. Metallised, thermoplastic, high definition reflector - flood optic. Die-cast aluminium structure designed for flush with ceiling installation - a specific adapter with a separate code is available for false ceilings. This is indispensable for installing recessed luminaires. The internal ring is made of thermoplastic available in a range of painted and metallised finishes. Safety glass included LED lamp with high color rendering index. Power unit available with a separate code no.

Installation

The luminaire is recessed in the adapter (QA82) by means of an anti-fall steel wire spring, previously installed on the ceiling that can be between 12.5 and 25 mm thick. A special steel spring required to extract the main body of the adapter after it has been installed is included in the package.

Dimension (mm)

Ø68x91

Colour

White (01) | Black (04) | Chrome (10) | Brass (14) | (E6) | (E8)

Weight (Kg)

0.13

Mounting

ceiling recessed

Wiring

Direct current ballasts are available with a separate code no.: ON-OFF / 1-10V dimmable / DALI dimmable / Trailing Edge dimmable - the recessed fitting includes a cable and a quick-coupling connector to connect it to the connector on the ballast.

Notes

A wide range of decorative accessories and diffusers is available.

Complies with EN60598-1 and pertinent regulations



IP20

**Product configuration: QA55.01+QA82.04**

QA82.04: Frame / adapter for Minimal round fixed recessed luminaire Ø75 - Black

Product characteristics

Total lighting output [Lm]: 907

Total power [W]: 10

Luminous efficacy [Lm/W]: 90.7

Life Time: 50,000h - L80 - B10 (Ta 25°C)

Total luminous flux at or above an angle of 90° [Lm]: 0

Emergency luminous flux [Lm]: /

Voltage [V]: -

Number of optical assemblies: 1

Optical assembly Characteristics Type 1

Light Output Ratio (L.O.R.) [%]: 79

Lamp code: LED

ZVEI Code: LED

Nominal power [W]: 10

Nominal luminous [Lm]: 1150

Lamp maximum intensity [cd]: /

Beam angle [°]: 44°

Number of lamps for optical assembly: 1

Socket: /

Ballast losses [W]: 0

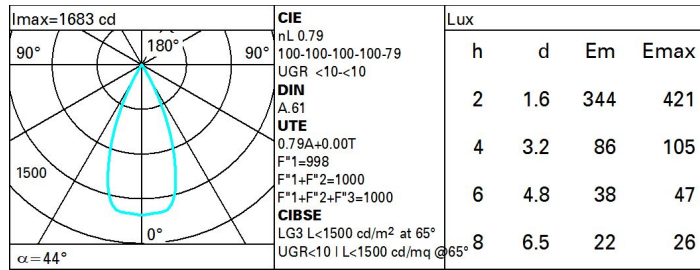
Colour temperature [K]: 2700

CRI: 90

Wavelength [Nm]: /

MacAdam Step: 2

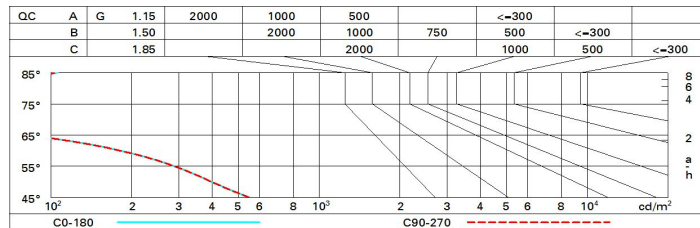
Polar



Utilisation factors

R	77	75	73	71	55	53	33	00	DRF
K0.8	71	68	65	63	67	65	64	62	78
1.0	74	71	69	67	70	68	68	65	83
1.5	78	76	74	72	75	73	72	70	89
2.0	80	79	77	76	78	76	75	73	93
2.5	82	81	80	79	79	78	78	76	96
3.0	83	82	81	80	81	80	79	77	98
4.0	84	83	83	82	82	81	80	78	99
5.0	84	84	83	83	83	82	81	79	100

Luminance curve limit



UGR diagram

Corrected UGR values (at 1050 lm bare lamp luminous flux)												
Reflect.:												
ceiling	cav	0.70	0.70	0.50	0.50	0.30	0.70	0.70	0.50	0.50	0.30	
walls		0.50	0.30	0.50	0.30	0.30	0.50	0.30	0.50	0.30	0.30	
work pl.		0.20	0.20	0.20	0.20	0.20	0.20	0.20	0.20	0.20	0.20	
Room dim		viewed					viewed					
x	y	crosswise					endwise					
2H	2H	2.6	3.2	2.9	3.4	3.7	2.6	3.2	2.9	3.4	3.7	
	3H	2.5	3.0	2.8	3.3	3.6	2.5	3.0	2.8	3.3	3.6	
	4H	2.4	2.9	2.8	3.2	3.5	2.4	2.9	2.8	3.2	3.5	
	6H	2.3	2.8	2.7	3.1	3.4	2.3	2.8	2.7	3.1	3.4	
	8H	2.3	2.7	2.7	3.1	3.4	2.3	2.7	2.7	3.1	3.4	
12H	2.3	2.7	2.6	3.0	3.4	2.3	2.7	2.7	3.0	3.4		
4H	2H	2.4	2.9	2.8	3.2	3.5	2.4	2.9	2.8	3.2	3.5	
	3H	2.3	2.7	2.7	3.0	3.4	2.3	2.7	2.7	3.0	3.4	
	4H	2.2	2.5	2.6	2.9	3.3	2.2	2.5	2.6	2.9	3.3	
	6H	2.1	2.4	2.5	2.8	3.2	2.1	2.4	2.5	2.8	3.2	
	8H	2.1	2.3	2.5	2.8	3.2	2.1	2.3	2.5	2.8	3.2	
	12H	2.0	2.3	2.5	2.7	3.2	2.0	2.3	2.5	2.7	3.2	
8H	4H	2.1	2.3	2.5	2.8	3.2	2.1	2.3	2.5	2.8	3.2	
	6H	2.0	2.2	2.4	2.6	3.1	2.0	2.2	2.4	2.6	3.1	
	8H	1.9	2.1	2.4	2.6	3.1	1.9	2.1	2.4	2.6	3.1	
	12H	1.9	2.0	2.4	2.5	3.0	1.9	2.0	2.4	2.5	3.0	
12H	4H	2.0	2.3	2.5	2.7	3.2	2.0	2.3	2.5	2.7	3.2	
	6H	1.9	2.1	2.4	2.6	3.1	1.9	2.1	2.4	2.6	3.1	
	8H	1.9	2.0	2.4	2.5	3.0	1.9	2.0	2.4	2.5	3.0	
Variations with the observer position at spacing:												
S =		1.0H	6.8 / -13.6					6.8 / -13.6				
		1.5H	9.6 / -16.3					9.6 / -16.3				
		2.0H	11.6 / -18.7					11.6 / -18.7				