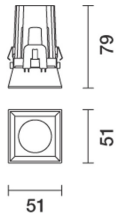


Last information update: June 2018

**Fixed square recessed luminaire - Minimal - medium - Super Comfort****Product code**

QA52

**Technical description**

Square Minimal recessed luminaire (frameless). Super Comfort fixed version: the LEDs are set a long way back to minimize glare and guarantee a high level of visual comfort. The main body is made of die-cast aluminium with a radiant surface that guarantees optimum heat dissipation. Metallised, thermoplastic, high definition reflector - medium optic. Die-cast aluminium structure designed for flush with ceiling installation - a specific adapter with a separate code is available for false ceilings. This is indispensable for installing recessed luminaires. The internal deflector is made of thermoplastic available in a range of painted and metallised finishes. Safety glass included LED lamp with high color rendering index. Power unit available with a separate code no.

**Installation**

The luminaire is recessed in the adapter (QA81) by means of an anti-fall steel wire spring, previously installed on the ceiling that can be between 12.5 and 25 mm thick. A special steel spring required to extract the main body of the adapter after it has been installed is included in the package.

**Dimension (mm)**

51x51x79

**Colour**

White (01) | Black (04) | Chrome (10) | Brass (14) | (E6) | (E8)

**Weight (Kg)**

0.1

**Mounting**

ceiling recessed

**Wiring**

Direct current ballasts are available with a separate code no.: ON-OFF / 1-10V dimmable / DALI dimmable / Trailing Edge dimmable - the recessed fitting includes a cable and a quick-coupling connector to connect it to the connector on the ballast.

**Notes**

A wide range of decorative accessories and diffusers is available.

Complies with EN60598-1 and pertinent regulations



IP20

**Product configuration: QA52.01+QA81.04**

QA81.04: Frame / adapter for Minimal square recessed luminaire 59 x 59 - Black

**Product characteristics**

Total lighting output [Lm]: 406  
Total power [W]: 7.3  
Luminous efficacy [Lm/W]: 55.6  
Life Time: > 50,000h - L80 - B10 (Ta 25°C)

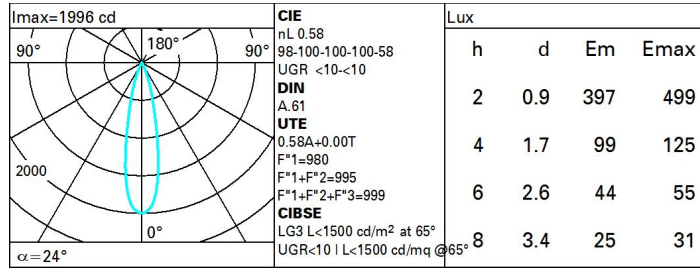
Total luminous flux at or above an angle of 90° [Lm]: 0  
Emergency luminous flux [Lm]: /  
Voltage [V]: -  
Number of optical assemblies: 1

**Optical assembly Characteristics Type 1**

Light Output Ratio (L.O.R.) [%]: 58  
Lamp code: LED  
ZVEI Code: LED  
Nominal power [W]: 7.3  
Nominal luminous [Lm]: 700  
Lamp maximum intensity [cd]: /  
Beam angle [°]: 24°

Number of lamps for optical assembly: 1  
Socket: /  
Ballast losses [W]: 0  
Colour temperature [K]: 3000  
CRI: 90  
Wavelength [Nm]: /  
MacAdam Step: 3

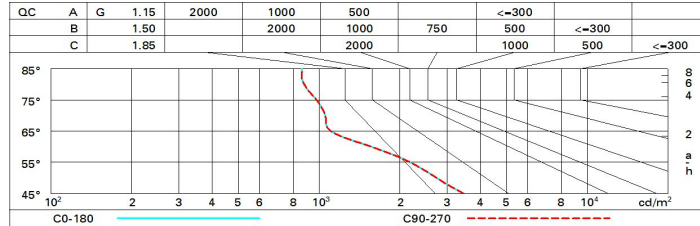
**Polar**



**Utilisation factors**

R	77	75	73	71	55	53	33	00	DRR
K0.8	52	49	47	46	49	47	47	45	77
1.0	54	52	50	49	51	50	49	47	82
1.5	57	55	54	52	54	53	53	51	88
2.0	59	58	56	55	57	56	55	53	92
2.5	60	59	58	57	58	57	57	55	95
3.0	61	60	59	59	59	59	58	56	97
4.0	61	61	61	60	60	60	59	57	99
5.0	62	62	61	61	61	60	59	58	100

**Luminance curve limit**



**UGR diagram**

Corrected UGR values (at 700 lm bare lamp luminous flux)											
Reflect.:		0.70	0.70	0.50	0.50	0.30	0.70	0.70	0.50	0.50	0.30
ceiling/cav		0.70	0.70	0.50	0.50	0.30	0.70	0.70	0.50	0.50	0.30
walls		0.50	0.30	0.50	0.30	0.30	0.50	0.30	0.50	0.30	0.30
work pl.		0.20	0.20	0.20	0.20	0.20	0.20	0.20	0.20	0.20	0.20
Room dim		viewed crosswise					viewed endwise				
x	y										
2H	2H	5.4	7.5	5.8	7.8	8.2	5.4	7.5	5.8	7.8	8.2
	3H	5.7	7.3	6.1	7.6	7.9	5.5	7.1	5.9	7.4	7.7
	4H	5.8	7.1	6.2	7.5	7.8	5.5	6.8	5.9	7.1	7.5
	6H	6.0	7.0	6.4	7.3	7.7	5.5	6.5	5.9	6.8	7.2
	8H	6.0	7.0	6.4	7.3	7.7	5.5	6.5	5.9	6.8	7.2
	12H	6.0	7.0	6.4	7.4	7.7	5.4	6.4	5.8	6.8	7.1
4H	2H	5.5	6.8	5.9	7.1	7.5	5.8	7.1	6.2	7.5	7.8
	3H	5.9	6.9	6.3	7.3	7.6	6.1	7.0	6.5	7.4	7.8
	4H	6.1	7.1	6.5	7.5	7.9	6.1	7.1	6.5	7.5	7.9
	6H	6.0	7.7	6.5	8.1	8.6	5.9	7.5	6.3	8.0	8.4
	8H	6.0	7.9	6.5	8.3	8.8	5.8	7.6	6.3	8.1	8.6
	12H	6.0	7.9	6.5	8.4	8.9	5.7	7.6	6.2	8.1	8.6
8H	4H	5.8	7.6	6.3	8.1	8.6	6.0	7.9	6.5	8.3	8.8
	6H	6.0	7.8	6.5	8.3	8.8	6.1	7.8	6.6	8.3	8.9
	8H	6.2	7.7	6.7	8.2	8.7	6.2	7.7	6.7	8.2	8.7
	12H	6.4	7.5	7.0	8.0	8.5	6.4	7.4	6.9	7.9	8.4
12H	4H	5.7	7.6	6.2	8.1	8.6	6.0	7.9	6.5	8.4	8.9
	6H	6.0	7.6	6.6	8.1	8.6	6.2	7.7	6.7	8.2	8.8
	8H	6.4	7.4	6.9	7.9	8.4	6.4	7.5	7.0	8.0	8.5
Variations with the observer position at spacing:											
S =	1.0H	1.8 / -1.2					1.8 / -1.2				
	1.5H	3.5 / -2.2					3.5 / -2.2				
	2.0H	5.2 / -2.7					5.2 / -2.7				