

Last information update: May 2018



Fixed circular recessed luminaire - Ø125 mm - warm white - wide flood optic - UGR<19

Product code
Q969

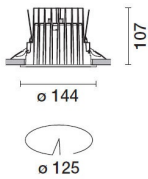
Technical description

Fixed round luminaire designed to use a LED lamp with C.O.B. technology. Version with rim for surface-mounting. Reflector vacuum-metallised with aluminium vapours with an anti-scratch protective layer. Die-cast aluminium body and passive dissipation system. Product complete with LED lamp in warm white colour tone CRI 90 (2700K). General light emission, with controlled luminance UGR<19 1500 cd/m² α>65° wide flood optic.

Installation

Recessed using torsion springs which allow easy installation in false ceilings with thickness ranging from 1 mm to 20 mm.

Dimension (mm)
Ø144x107



Colour
White/Aluminium (39)

Weight (Kg)
1.02

Mounting
ceiling recessed

Wiring
product complete with DALI components

Complies with EN60598-1 and pertinent regulations

IP20 IP54



Product configuration: Q969

Product characteristics

Total lighting output [Lm]: 2307
Total power [W]: 31.7
Luminous efficacy [Lm/W]: 72.8
Life Time: > 50,000h - L80 - B10 (Ta 25 °C)

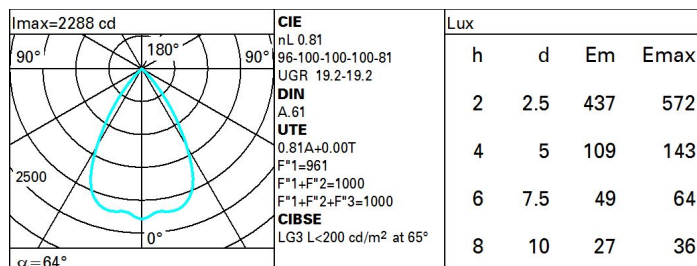
Total luminous flux at or above an angle of 90° [Lm]: 0
Emergency luminous flux [Lm]: /
Voltage [V]: -
Number of optical assemblies: 1

Optical assembly Characteristics Type 1

Light Output Ratio (L.O.R.) [%]: 81
Lamp code: LED
ZVEI Code: LED
Nominal power [W]: 29
Nominal luminous [Lm]: 2850
Lamp maximum intensity [cd]: /
Beam angle [°]: 64°

Number of lamps for optical assembly: 1
Socket: /
Ballast losses [W]: 2.7
Colour temperature [K]: 2700
CRI: 90
Wavelength [Nm]: /
MacAdam Step: 2

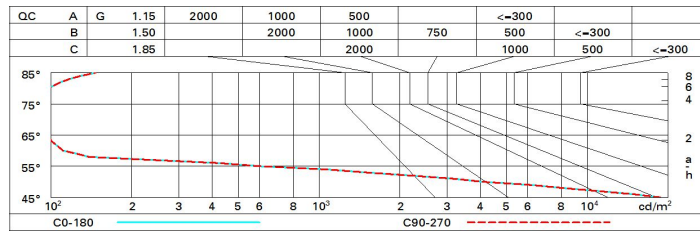
Polar



Utilisation factors

R	77	75	73	71	55	53	33	00	DRR
K0.8	72	68	65	63	67	64	64	61	76
1.0	75	72	69	67	71	68	68	65	81
1.5	79	77	74	73	76	74	73	70	87
2.0	82	80	78	77	79	77	77	74	92
2.5	84	82	81	80	81	80	79	77	95
3.0	85	84	83	82	82	81	80	78	97
4.0	86	85	84	84	83	83	82	80	98
5.0	86	86	85	85	84	84	82	80	99

Luminance curve limit



UGR diagram

Corrected UGR values (at 2850 lm bare lamp luminous flux)											
Reflect.:		viewed crosswise					viewed endwise				
ceiling	walls	work pl.	Room dim	x	y						
0.70	0.70	0.50	0.50	0.30	0.70	0.70	0.50	0.50	0.30	0.30	
2H	2H	19.8	20.4	20.1	20.6	20.9	19.8	20.4	20.1	20.6	20.9
	3H	19.7	20.2	20.0	20.5	20.8	19.7	20.2	20.0	20.5	20.8
	4H	19.6	20.1	19.9	20.4	20.7	19.6	20.1	19.9	20.4	20.7
	6H	19.5	20.0	19.9	20.3	20.6	19.5	20.0	19.9	20.3	20.6
	8H	19.5	19.9	19.9	20.3	20.6	19.5	19.9	19.9	20.3	20.6
	12H	19.5	19.9	19.8	20.2	20.6	19.5	19.9	19.8	20.2	20.6
4H	2H	19.6	20.1	19.9	20.4	20.7	19.6	20.1	19.9	20.4	20.7
	3H	19.5	19.9	19.8	20.2	20.6	19.5	19.9	19.8	20.2	20.6
	4H	19.4	19.7	19.8	20.1	20.5	19.4	19.7	19.8	20.1	20.5
	6H	19.3	19.6	19.7	20.0	20.4	19.3	19.6	19.7	20.0	20.4
	8H	19.2	19.5	19.7	19.9	20.4	19.2	19.5	19.7	19.9	20.4
	12H	19.2	19.5	19.6	19.9	20.3	19.2	19.5	19.6	19.9	20.3
8H	4H	19.2	19.5	19.7	19.9	20.4	19.2	19.5	19.7	19.9	20.4
	6H	19.1	19.4	19.6	19.8	20.3	19.1	19.4	19.6	19.8	20.3
	8H	19.1	19.3	19.6	19.8	20.3	19.1	19.3	19.6	19.8	20.3
	12H	19.0	19.2	19.5	19.7	20.2	19.0	19.2	19.5	19.7	20.2
12H	4H	19.2	19.5	19.6	19.9	20.3	19.2	19.5	19.6	19.9	20.3
	6H	19.1	19.3	19.6	19.8	20.3	19.1	19.3	19.6	19.8	20.3
	8H	19.0	19.2	19.5	19.7	20.2	19.0	19.2	19.5	19.7	20.2
Variations with the observer position at spacing:											
S =	1.0H		4.7	/	-26.2		4.7	/	-26.2		
	1.5H		7.5	/	-31.2		7.5	/	-31.2		
	2.0H		9.5	/	-31.4		9.5	/	-31.4		