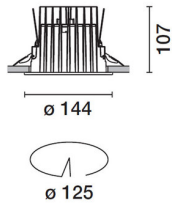


Reflex

Design iGuzzini

iGuzzini

Last information update: May 2018



Fixed circular recessed luminaire - Ø 125 mm - warm white - white optic - DALI

Product code
Q964

Technical description

Fixed round luminaire designed to use a LED lamp with C.O.B. technology. Version with rim for surface-mounting. Reflector painted white with a layer of anti-scratch protection. Die-cast aluminium body and passive dissipation system. Product complete with LED lamp in warm white colour tone CRI90 (2700K). General lighting beam.

Installation

Recessed using torsion springs which allow easy installation in false ceilings with thicknesses ranging from 1 mm to 20 mm.

Dimension (mm)
Ø144x107

Colour
White (01)

Weight (Kg)
1.02

Mounting
ceiling recessed

Wiring
product complete with DALI components

Complies with EN60598-1 and pertinent regulations

IP20 IP54



Product configuration: Q964

Product characteristics

Total lighting output [Lm]: 1462
Total power [W]: 18.9
Luminous efficacy [Lm/W]: 77.4
Life Time: > 50,000h - L80 - B10 (Ta 25°C)

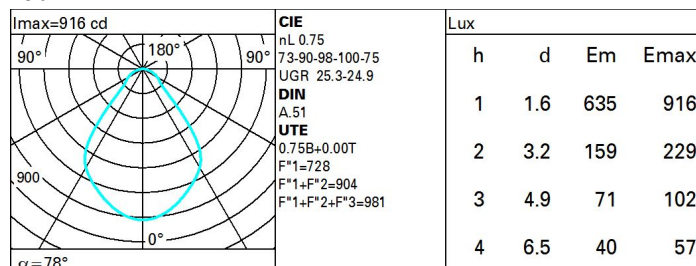
Total luminous flux at or above an angle of 90° [Lm]: 0
Emergency luminous flux [Lm]: /
Voltage [V]: -
Number of optical assemblies: 1

Optical assembly Characteristics Type 1

Light Output Ratio (L.O.R.) [%]: 75
Lamp code: LED
ZVEI Code: LED
Nominal power [W]: 17
Nominal luminous [Lm]: 1950
Lamp maximum intensity [cd]: /
Beam angle [°]: 78°

Number of lamps for optical assembly: 1
Socket: /
Ballast losses [W]: 1.9
Colour temperature [K]: 2700
CRI: 90
Wavelength [nm]: /
MacAdam Step: 2

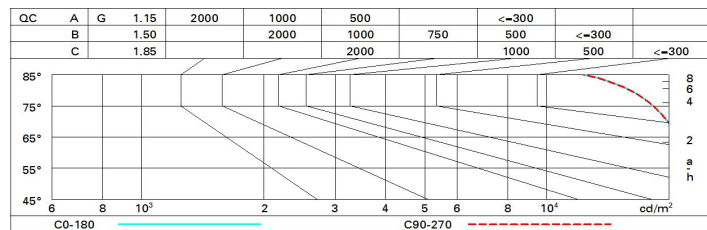
Polar



Utilisation factors

R	77	75	73	71	55	53	33	00	DRR
K0.8	58	52	48	45	52	48	47	44	58
1.0	62	57	53	50	56	52	52	48	64
1.5	68	64	61	58	63	60	59	55	74
2.0	72	68	66	63	67	65	64	60	81
2.5	74	71	69	67	70	68	67	64	85
3.0	75	73	71	69	71	70	69	66	88
4.0	77	75	74	72	73	72	71	68	91
5.0	78	76	75	74	75	74	72	70	93

Luminance curve limit



UGR diagram

Corrected UGR values (at 1950 lm bare lamp luminous flux)										
Reflect.:		viewed crosswise					viewed endwise			
ceiling		0.70	0.70	0.50	0.50	0.30	0.70	0.70	0.50	0.50
walls		0.50	0.30	0.50	0.30	0.30	0.50	0.30	0.50	0.30
work pl.		0.20	0.20	0.20	0.20	0.20	0.20	0.20	0.20	0.20
Room dim										
x y										
2H	2H	22.6	23.5	22.9	23.8	24.0	22.6	23.5	22.9	23.8
	3H	23.6	24.4	23.9	24.7	25.0	22.9	23.7	23.2	24.0
	4H	24.0	24.8	24.3	25.1	25.4	23.0	23.7	23.3	24.0
	6H	24.3	25.0	24.7	25.4	25.7	23.0	23.7	23.3	24.0
	8H	24.4	25.1	24.8	25.5	25.8	23.0	23.7	23.4	24.0
	12H	24.5	25.1	24.9	25.5	25.8	22.9	23.6	23.3	24.0
4H	2H	23.0	23.7	23.3	24.0	24.4	24.0	24.8	24.3	25.1
	3H	24.2	24.8	24.6	25.2	25.6	24.5	25.2	24.9	25.5
	4H	24.7	25.3	25.1	25.7	26.1	24.7	25.3	25.1	25.7
	6H	25.2	25.7	25.6	26.1	26.5	24.9	25.4	25.3	25.8
	8H	25.3	25.8	25.7	26.2	26.6	24.9	25.4	25.4	25.8
	12H	25.4	25.8	25.8	26.2	26.7	24.9	25.3	25.4	25.8
8H	4H	24.9	25.4	25.4	25.8	26.3	25.3	25.8	25.7	26.2
	6H	25.5	25.9	26.0	26.3	26.8	25.6	26.0	26.0	26.4
	8H	25.7	26.0	26.2	26.5	27.0	25.7	26.0	26.2	26.5
	12H	25.8	26.1	26.3	26.6	27.1	25.7	26.0	26.2	26.5
12H	4H	24.9	25.3	25.4	25.8	26.2	25.4	25.8	25.8	26.2
	6H	25.5	25.8	26.0	26.3	26.8	25.7	26.0	26.2	26.5
	8H	25.7	26.0	26.2	26.5	27.0	25.8	26.1	26.3	26.6
Variations with the observer position at spacing:										
S =		0.7 / -0.5					0.7 / -0.5			
		1.3 / -0.8					1.3 / -0.8			
		2.3 / -1.0					2.3 / -1.0			