


Last information update: May 2018

**Frame recessed luminaire - 15 cells - General Lighting Pro - DALI****Product code**

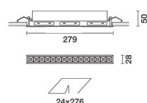
Q956

Technical description

Rectangular recessed miniaturised luminaire with 15 optical elements for LED sources - fixed optics with metallised thermoplastic high definition Opti-Beam reflectors, integrated in a set-back position in the anti-glare screen. Main body with die-cast aluminium radiant surface, version with perimeter surface frame. Despite the ultracompact size of the product, the combination of a total white finish and the patented technology of the optic system guarantees an even and efficient luminous flux optimised by a special diffuser screen that reduces direct glare significantly. Supplied with DALI dimmable electronic power supply connected to the luminaire.

Installation

Recessed with steel wire springs for false ceilings from 1 to 25 mm thick - preparation hole 24 x 276.

**Dimension (mm)**

280x28x50

Colour

White (01)

Weight (Kg)

0.75

Mounting

wall recessed|ceiling recessed

Wiring

On power supply; quick-coupling connection

Complies with EN60598-1 and pertinent regulations

IP20 IP23

**Product configuration: Q956****Product characteristics**

Total lighting output [Lm]: 1794
 Total power [W]: 32.6
 Luminous efficacy [Lm/W]: 55
 Life Time: > 50,000h - L80 - B10 (Ta 25°C)

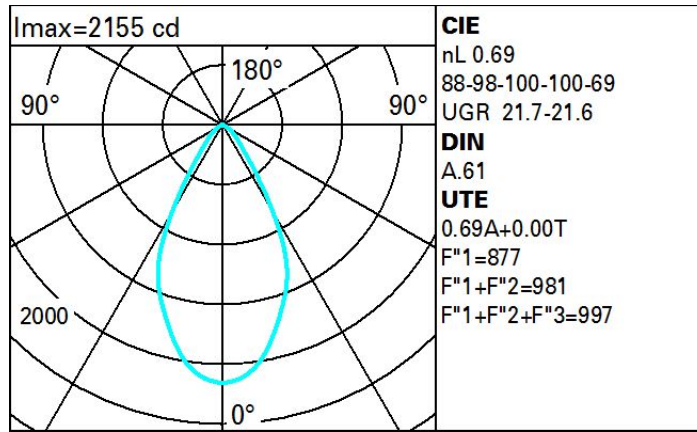
Total luminous flux at or above an angle of 90° [Lm]: 0
 Emergency luminous flux [Lm]: /
 Voltage [V]: -
 Number of optical assemblies: 1

Optical assembly Characteristics Type 1

Light Output Ratio (L.O.R.) [%]: 69
 Lamp code: LED
 ZVEI Code: LED
 Nominal power [W]: 29
 Nominal luminous [Lm]: 2600
 Lamp maximum intensity [cd]: /
 Beam angle [°]: /

Number of lamps for optical assembly: 1
 Socket: /
 Ballast losses [W]: 3.6
 Colour temperature [K]: 4000
 CRI: 90
 Wavelength [Nm]: /
 MacAdam Step: 3

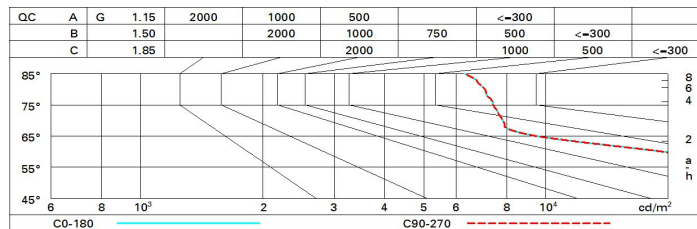
Polar



Utilisation factors

R	77	75	73	71	55	53	33	00	DRR
K0.8	58	54	51	49	54	51	51	48	69
1.0	62	58	55	53	57	55	54	52	75
1.5	66	63	61	59	62	60	60	57	83
2.0	69	66	65	63	65	64	63	61	88
2.5	70	68	67	66	67	66	65	63	92
3.0	71	70	69	68	69	68	67	65	94
4.0	72	71	70	70	70	69	68	66	96
5.0	73	72	71	71	71	70	69	67	97

Luminance curve limit



UGR diagram

Corrected UGR values (at 2000 lm bare lamp luminous flux)											
Reflect.:											
ceiling/cav		0.70	0.70	0.50	0.50	0.30	0.70	0.70	0.50	0.50	0.30
walls		0.50	0.30	0.50	0.30	0.30	0.50	0.30	0.50	0.30	0.30
work pl.		0.20	0.20	0.20	0.20	0.20	0.20	0.20	0.20	0.20	0.20
Room dim		viewed					viewed				
x	y	crosswise					endwise				
2H	2H	21.7	22.4	22.0	22.6	22.8	21.7	22.4	22.0	22.6	22.8
	3H	21.7	22.3	22.0	22.5	22.8	21.7	22.3	22.1	22.6	22.9
	4H	21.7	22.2	22.0	22.5	22.8	21.7	22.2	22.0	22.5	22.8
	6H	21.7	22.2	22.0	22.5	22.8	21.6	22.1	22.0	22.4	22.8
	8H	21.7	22.1	22.0	22.5	22.8	21.6	22.1	21.9	22.4	22.7
	12H	21.6	22.1	22.0	22.4	22.8	21.5	22.0	21.9	22.3	22.7
4H	2H	21.7	22.2	22.0	22.5	22.8	21.7	22.2	22.0	22.5	22.8
	3H	21.7	22.1	22.1	22.5	22.8	21.7	22.2	22.1	22.5	22.9
	4H	21.7	22.1	22.1	22.5	22.8	21.7	22.1	22.1	22.5	22.8
	6H	21.7	22.1	22.1	22.4	22.9	21.6	22.0	22.1	22.4	22.8
	8H	21.7	22.0	22.1	22.4	22.9	21.6	21.9	22.0	22.3	22.8
	12H	21.7	22.0	22.1	22.4	22.9	21.6	21.9	22.0	22.3	22.8
8H	4H	21.6	21.9	22.0	22.3	22.8	21.7	22.0	22.1	22.4	22.9
	6H	21.7	21.9	22.1	22.4	22.8	21.7	21.9	22.1	22.4	22.9
	8H	21.7	21.9	22.1	22.4	22.9	21.7	21.9	22.1	22.4	22.9
	12H	21.7	21.9	22.2	22.3	22.9	21.6	21.8	22.1	22.3	22.8
12H	4H	21.6	21.9	22.0	22.3	22.8	21.7	22.0	22.1	22.4	22.9
	6H	21.6	21.8	22.1	22.3	22.8	21.7	21.9	22.2	22.4	22.9
	8H	21.6	21.8	22.1	22.3	22.8	21.7	21.9	22.2	22.3	22.9
Variations with the observer position at spacing:											
S =	1.0H		2.4	/	-2.2				2.4	/	-2.2
	1.5H		4.5	/	-4.7				4.5	/	-4.7
	2.0H		6.3	/	-6.0				6.3	/	-6.0