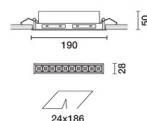



Last information update: May 2018



Frame recessed luminaire - 10 cells - General Lighting Pro - DALI

Product code
Q954

Technical description

Rectangular recessed miniaturised luminaire with 10 optical elements for LED sources - fixed optics with metallised thermoplastic high definition Opti-Beam reflectors, integrated in a set-back position in the anti-glare screen. Main body with die-cast aluminium radiant surface, version with perimeter surface frame. Despite the ultracompact size of the product, the combination of a total white finish and the patented technology of the optic system guarantees an even and efficient luminous flux optimised by a special diffuser screen that reduces direct glare significantly. Supplied with DALI dimmable electronic power supply connected to the luminaire.

Installation

Recessed with steel wire springs for false ceilings from 1 to 25 mm thick - preparation hole 24 x 186.

Dimension (mm)
190x28x50

Colour
White (01)

Weight (Kg)
0.55

Mounting

wall recessed|ceiling recessed

Wiring

On power supply; quick-coupling connection

Complies with EN60598-1 and pertinent regulations

IP20 IP23



Product configuration: Q954

Product characteristics

Total lighting output [Lm]: 1070
Total power [W]: 22.5
Luminous efficacy [Lm/W]: 47.5
Life Time: > 50,000h - L80 - B10 (Ta 25°C)

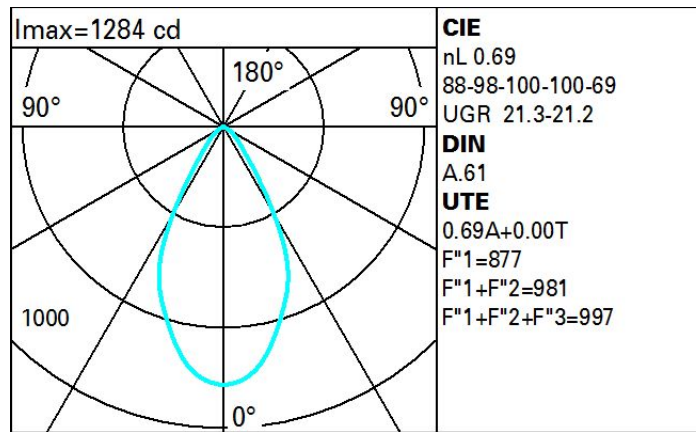
Total luminous flux at or above an angle of 90° [Lm]: 0
Emergency luminous flux [Lm]: /
Voltage [V]: -
Number of optical assemblies: 1

Optical assembly Characteristics Type 1

Light Output Ratio (L.O.R.) [%]: 69
Lamp code: LED
ZVEI Code: LED
Nominal power [W]: 19
Nominal luminous [Lm]: 1550
Lamp maximum intensity [cd]: /
Beam angle [°]: /

Number of lamps for optical assembly: 1
Socket: /
Ballast losses [W]: 3.5
Colour temperature [K]: 3000
CRI: 90
Wavelength [Nm]: /
MacAdam Step: 3

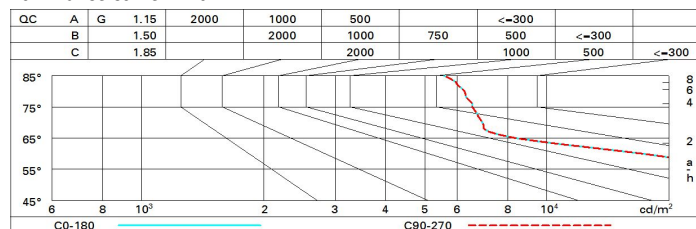
Polar



Utilisation factors

R	77	75	73	71	55	53	33	00	DRR
K0.8	58	54	51	49	54	51	51	48	69
1.0	62	58	55	53	57	55	54	52	75
1.5	66	63	61	59	62	60	60	57	83
2.0	69	66	65	63	65	64	63	61	88
2.5	70	68	67	66	67	66	65	63	92
3.0	71	70	69	68	69	68	67	65	94
4.0	72	71	70	70	70	69	68	66	96
5.0	73	72	71	71	71	70	69	67	97

Luminance curve limit



UGR diagram

Corrected UGR values (at 1550 lm bare lamp luminous flux)												
Reflect.: ceiling/cav walls work pl. Room dim x y		0.70	0.70	0.50	0.50	0.30	0.70	0.70	0.50	0.50	0.30	0.30
		0.50	0.30	0.50	0.30	0.30	0.50	0.30	0.50	0.30	0.30	0.30
		0.20	0.20	0.20	0.20	0.20	0.20	0.20	0.20	0.20	0.20	0.20
		viewed crosswise					viewed endwise					
2H	2H	21.3	21.9	21.6	22.2	22.4	21.3	21.9	21.6	22.2	22.4	
	3H	21.3	21.9	21.6	22.1	22.4	21.3	21.9	21.6	22.2	22.4	
	4H	21.3	21.8	21.6	22.1	22.4	21.3	21.8	21.6	22.1	22.4	
	6H	21.2	21.7	21.6	22.1	22.4	21.2	21.7	21.5	22.0	22.3	
	8H	21.2	21.7	21.6	22.0	22.4	21.2	21.6	21.5	22.0	22.3	
	12H	21.2	21.7	21.6	22.0	22.4	21.1	21.6	21.5	21.9	22.3	
4H	2H	21.3	21.8	21.6	22.1	22.4	21.3	21.8	21.6	22.1	22.4	
	3H	21.3	21.7	21.6	22.1	22.4	21.3	21.8	21.7	22.1	22.4	
	4H	21.3	21.7	21.7	22.0	22.4	21.3	21.7	21.7	22.0	22.4	
	6H	21.3	21.6	21.7	22.0	22.4	21.2	21.6	21.6	22.0	22.4	
	8H	21.3	21.6	21.7	22.0	22.4	21.2	21.5	21.6	21.9	22.4	
	12H	21.3	21.5	21.7	22.0	22.4	21.1	21.4	21.6	21.9	22.3	
8H	4H	21.2	21.5	21.6	21.9	22.4	21.3	21.6	21.7	22.0	22.4	
	6H	21.2	21.5	21.7	21.9	22.4	21.3	21.5	21.7	22.0	22.4	
	8H	21.2	21.5	21.7	21.9	22.4	21.2	21.5	21.7	21.9	22.4	
	12H	21.2	21.4	21.7	21.9	22.4	21.2	21.4	21.7	21.9	22.4	
12H	4H	21.1	21.4	21.6	21.9	22.3	21.3	21.5	21.7	22.0	22.4	
	6H	21.2	21.4	21.7	21.9	22.4	21.2	21.5	21.7	21.9	22.4	
	8H	21.2	21.4	21.7	21.9	22.4	21.2	21.4	21.7	21.9	22.4	
Variations with the observer position at spacing:												
S =		1.0H	2.4 / -2.2		2.4 / -2.2							
		1.5H	4.5 / -4.7		4.5 / -4.7							
		2.0H	6.3 / -6.0		6.3 / -6.0							