


Last information update: May 2018



**Frame recessed luminaire - 15 cells - General Lighting Pro - DALI**

**Product code**

Q943

**Technical description**

Rectangular recessed luminaire with 15 optical elements for LED lamps - fixed optics with metallised thermoplastic high definition Opti-Beam reflectors, integrated in a set-back position in the anti-glare screen. Main body with die-cast aluminium radiant surface, version with perimeter surface frame. The total white finish and the patented technology of the optic system guarantee an even and efficient luminous flux optimised by a special diffuser screen that reduces direct glare significantly. Supplied with DALI dimmable electronic control gear connected to the luminaire.

**Installation**

Recessed with steel wire springs for false ceilings from 1 to 25 mm thick - preparation hole 37 x 406.

**Dimension (mm)**

413x44x54

**Colour**

White (01)

**Weight (Kg)**

0.86

**Mounting**

wall recessed|ceiling recessed

**Wiring**

On control gear box with quick-coupling connections.

Complies with EN60598-1 and pertinent regulations



**Product configuration: Q943**

**Product characteristics**

Total lighting output [Lm]: 1836  
 Total power [W]: 31  
 Luminous efficacy [Lm/W]: 59.2  
 Number of optical assemblies: 1

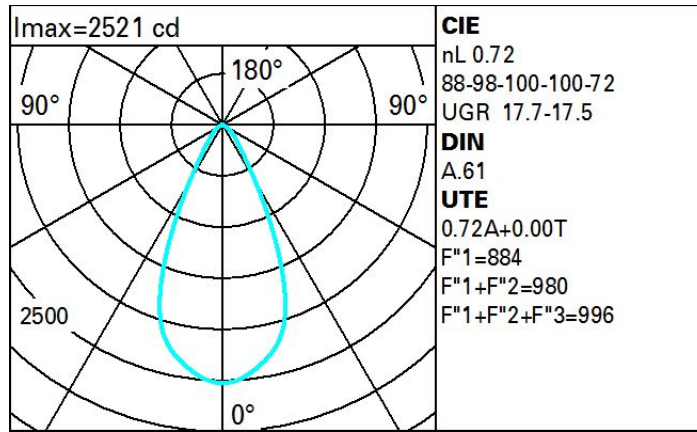
Total luminous flux at or above an angle of 90° [Lm]: 0  
 Emergency luminous flux [Lm]: /  
 Voltage [V]: -

**Optical assembly Characteristics Type 1**

Light Output Ratio (L.O.R.) [%]: 72  
 Lamp code: LED  
 ZVEI Code: LED  
 Nominal power [W]: 31  
 Nominal luminous [Lm]: 2550  
 Lamp maximum intensity [cd]: /  
 Beam angle [°]: /

Number of lamps for optical assembly: 1  
 Socket: /  
 Ballast losses [W]: 0  
 Colour temperature [K]: 2700  
 CRI: 95  
 Wavelength [Nm]: /  
 MacAdam Step: 3

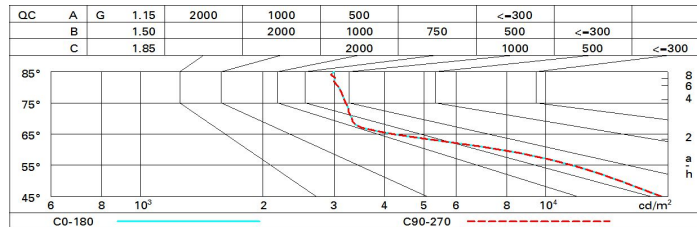
**Polar**



**Utilisation factors**

R	77	75	73	71	55	53	33	00	DRR
K0.8	61	57	54	52	56	53	53	50	70
1.0	65	61	58	56	60	57	57	54	75
1.5	69	66	64	62	65	63	62	60	83
2.0	72	69	68	66	68	67	66	64	88
2.5	73	72	70	69	70	69	68	66	92
3.0	74	73	72	71	72	71	70	68	94
4.0	75	74	74	73	73	72	71	69	96
5.0	76	75	74	74	74	73	72	70	97

**Luminance curve limit**



**UGR diagram**

Corrected UGR values (at 2550 lm bare lamp luminous flux)											
Reflect.:		0.70	0.70	0.50	0.50	0.30	0.70	0.70	0.50	0.50	0.30
ceiling/cav		0.70	0.70	0.50	0.50	0.30	0.70	0.70	0.50	0.50	0.30
walls		0.50	0.30	0.50	0.30	0.30	0.50	0.30	0.50	0.30	0.30
work pl.		0.20	0.20	0.20	0.20	0.20	0.20	0.20	0.20	0.20	0.20
Room dim		viewed crosswise					viewed endwise				
x	y										
2H	2H	17.4	18.1	17.7	18.4	18.6	17.4	18.1	17.7	18.4	18.6
	3H	17.5	18.1	17.8	18.4	18.6	17.5	18.1	17.8	18.4	18.7
	4H	17.5	18.1	17.8	18.4	18.7	17.5	18.0	17.8	18.3	18.6
	6H	17.5	18.0	17.9	18.4	18.7	17.4	17.9	17.7	18.2	18.6
	8H	17.5	18.0	17.9	18.4	18.7	17.4	17.9	17.7	18.2	18.5
	12H	17.5	18.0	17.9	18.3	18.7	17.3	17.8	17.7	18.1	18.5
4H	2H	17.5	18.0	17.8	18.3	18.6	17.5	18.1	17.8	18.4	18.7
	3H	17.5	18.0	17.9	18.4	18.7	17.6	18.1	18.0	18.4	18.8
	4H	17.6	18.0	18.0	18.4	18.8	17.6	18.0	18.0	18.4	18.8
	6H	17.7	18.0	18.1	18.4	18.9	17.6	17.9	18.0	18.3	18.8
	8H	17.7	18.0	18.1	18.4	18.9	17.5	17.9	18.0	18.3	18.7
	12H	17.7	18.0	18.1	18.4	18.9	17.5	17.8	18.0	18.3	18.7
8H	4H	17.5	17.9	18.0	18.3	18.7	17.7	18.0	18.1	18.4	18.9
	6H	17.7	17.9	18.1	18.4	18.9	17.7	18.0	18.2	18.4	18.9
	8H	17.7	18.0	18.2	18.4	18.9	17.7	18.0	18.2	18.4	18.9
	12H	17.8	18.0	18.3	18.4	19.0	17.7	17.9	18.2	18.4	18.9
12H	4H	17.5	17.8	18.0	18.3	18.7	17.7	18.0	18.1	18.4	18.9
	6H	17.6	17.9	18.1	18.3	18.8	17.7	18.0	18.2	18.4	18.9
	8H	17.7	17.9	18.2	18.4	18.9	17.8	18.0	18.3	18.4	19.0
Variations with the observer position at spacing:											
S =	1.0H	1.5 / -1.5					1.5 / -1.5				
	1.5H	3.1 / -3.4					3.1 / -3.4				
	2.0H	4.9 / -4.6					4.9 / -4.6				