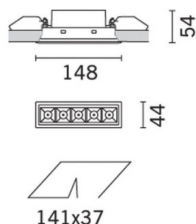



Last information update: May 2018



**Recessed luminaire - 5 cells - General Lighting Pro**

**Product code**  
Q934

**Technical description**

Rectangular recessed luminaire with 5 optical elements for LED lamps - fixed optics with metallised thermoplastic high definition Opti-Beam reflectors, integrated in a set-back position in the anti-glare screen. Main body with die-cast aluminium radiant surface, version with perimeter surface frame. The total white finish and the patented technology of the optic system guarantee an even and efficient luminous flux optimised by a special diffuser screen that reduces direct glare significantly. Supplied with electronic control gear connected to the luminaire.

**Installation**

Recessed with steel wire springs for false ceilings from 1 to 25 mm thick - preparation hole 37 x 141.

**Dimension (mm)**

148x44x54

**Colour**

White (01)

**Weight (Kg)**

0.3


**Mounting**

wall recessed|ceiling recessed

**Wiring**

On control gear box including a terminal block with quick-coupling screws.

Complies with EN60598-1 and pertinent regulations



**Product configuration: Q934**

**Product characteristics**

Total lighting output [Lm]: 619  
Total power [W]: 10  
Luminous efficacy [Lm/W]: 61.9  
Number of optical assemblies: 1

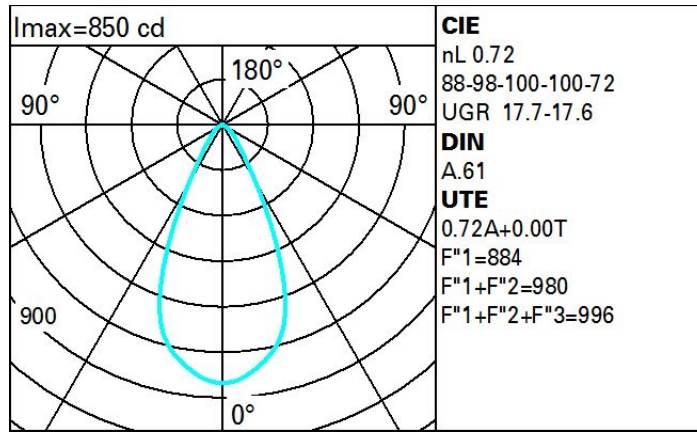
Total luminous flux at or above an angle of 90° [Lm]: 0  
Emergency luminous flux [Lm]: /  
Voltage [V]: -

**Optical assembly Characteristics Type 1**

Light Output Ratio (L.O.R.) [%]: 72  
Lamp code: LED  
ZVEI Code: LED  
Nominal power [W]: 10  
Nominal luminous [Lm]: 860  
Lamp maximum intensity [cd]: /  
Beam angle [°]: /

Number of lamps for optical assembly: 1  
Socket: /  
Ballast losses [W]: 0  
Colour temperature [K]: 2700  
CRI: 95  
Wavelength [Nm]: /  
MacAdam Step: 3

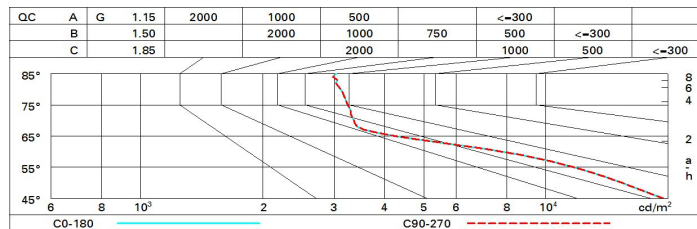
**Polar**



**Utilisation factors**

R	77	75	73	71	55	53	33	00	DRR
K0.8	61	57	54	52	56	53	53	50	70
1.0	65	61	58	56	60	57	57	54	75
1.5	69	66	64	62	65	63	62	60	83
2.0	72	69	68	66	68	67	66	64	88
2.5	73	72	70	69	70	69	68	66	92
3.0	74	73	72	71	72	71	70	68	94
4.0	75	74	74	73	73	72	71	69	96
5.0	76	75	74	74	74	73	72	70	97

**Luminance curve limit**



**UGR diagram**

Corrected UGR values (at 800 lm bare lamp luminous flux)											
Reflect.:		0.70	0.70	0.50	0.50	0.30	0.70	0.70	0.50	0.50	0.30
ceiling/cav		0.70	0.70	0.50	0.50	0.30	0.70	0.70	0.50	0.50	0.30
walls		0.50	0.30	0.50	0.30	0.30	0.50	0.30	0.50	0.30	0.30
work pl.		0.20	0.20	0.20	0.20	0.20	0.20	0.20	0.20	0.20	0.20
Room dim		viewed					viewed				
x y		crosswise					endwise				
2H	2H	17.5	18.2	17.8	18.4	18.6	17.5	18.2	17.8	18.4	18.6
	3H	17.5	18.1	17.8	18.4	18.7	17.5	18.1	17.9	18.4	18.7
	4H	17.5	18.1	17.9	18.4	18.7	17.5	18.1	17.8	18.4	18.7
	6H	17.6	18.1	17.9	18.4	18.7	17.4	18.0	17.8	18.3	18.6
	8H	17.6	18.1	17.9	18.4	18.7	17.4	17.9	17.8	18.2	18.6
	12H	17.6	18.0	17.9	18.4	18.7	17.4	17.8	17.7	18.2	18.5
4H	2H	17.5	18.1	17.8	18.4	18.7	17.5	18.1	17.9	18.4	18.7
	3H	17.6	18.1	18.0	18.4	18.8	17.6	18.1	18.0	18.5	18.8
	4H	17.6	18.1	18.0	18.4	18.8	17.6	18.1	18.0	18.4	18.8
	6H	17.7	18.1	18.1	18.5	18.9	17.6	18.0	18.0	18.4	18.8
	8H	17.7	18.1	18.2	18.5	18.9	17.6	17.9	18.0	18.3	18.8
	12H	17.7	18.0	18.2	18.5	18.9	17.6	17.9	18.0	18.3	18.8
8H	4H	17.6	17.9	18.0	18.3	18.8	17.7	18.1	18.2	18.5	18.9
	6H	17.7	18.0	18.2	18.4	18.9	17.7	18.0	18.2	18.5	19.0
	8H	17.7	18.0	18.2	18.5	19.0	17.7	18.0	18.2	18.5	19.0
	12H	17.8	18.0	18.3	18.5	19.0	17.7	18.0	18.2	18.4	19.0
12H	4H	17.6	17.9	18.0	18.3	18.8	17.7	18.0	18.2	18.5	18.9
	6H	17.7	17.9	18.2	18.4	18.9	17.8	18.0	18.3	18.5	19.0
	8H	17.7	18.0	18.2	18.4	19.0	17.8	18.0	18.3	18.5	19.0
Variations with the observer position at spacing:											
S =	1.0H	1.5 / -1.5		1.5 / -1.5		1.5 / -1.5		1.5 / -1.5		1.5 / -1.5	
	1.5H	3.1 / -3.4		3.1 / -3.4		3.1 / -3.4		3.1 / -3.4		3.1 / -3.4	
	2.0H	4.9 / -4.6		4.9 / -4.6		4.9 / -4.6		4.9 / -4.6		4.9 / -4.6	