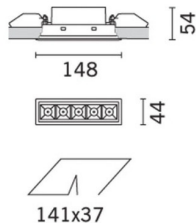



Last information update: May 2018



Recessed luminaire - 5 cells - General Lighting Pro

Product code
Q932

Technical description

Rectangular recessed luminaire with 5 optical elements for LED lamps - fixed optics with metallised thermoplastic high definition Opti-Beam reflectors, integrated in a set-back position in the anti-glare screen. Main body with die-cast aluminium radiant surface, version with perimeter surface frame. The total white finish and the patented technology of the optic system guarantee an even and efficient luminous flux optimised by a special diffuser screen that reduces direct glare significantly. Supplied with electronic control gear connected to the luminaire.

Installation

Recessed with steel wire springs for false ceilings from 1 to 25 mm thick - preparation hole 37 x 141.

Dimension (mm)

148x44x54

Colour

White (01)

Weight (Kg)

0.3

Mounting

wall recessed|ceiling recessed

Wiring

On control gear box including a terminal block with quick-coupling screws.

Complies with EN60598-1 and pertinent regulations



Product configuration: Q932

Product characteristics

Total lighting output [Lm]: 662
Total power [W]: 10
Luminous efficacy [Lm/W]: 66.2
Number of optical assemblies: 1

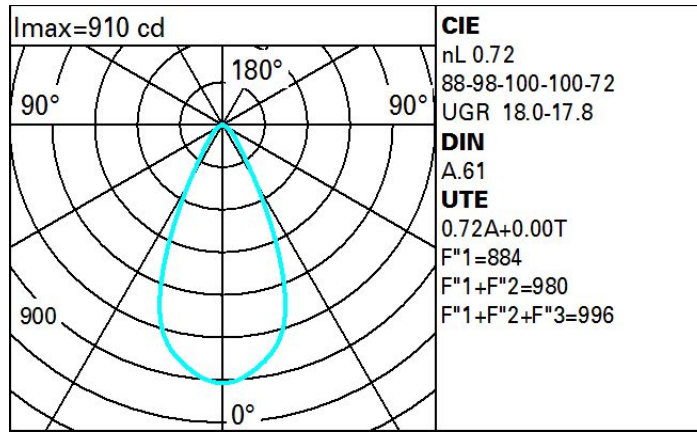
Total luminous flux at or above an angle of 90° [Lm]: 0
Emergency luminous flux [Lm]: /
Voltage [V]: -

Optical assembly Characteristics Type 1

Light Output Ratio (L.O.R.) [%]: 72
Lamp code: LED
ZVEI Code: LED
Nominal power [W]: 10
Nominal luminous [Lm]: 920
Lamp maximum intensity [cd]: /
Beam angle [°]: /

Number of lamps for optical assembly: 1
Socket: /
Ballast losses [W]: 0
Colour temperature [K]: 4000
CRI: 95
Wavelength [Nm]: /
MacAdam Step: 3

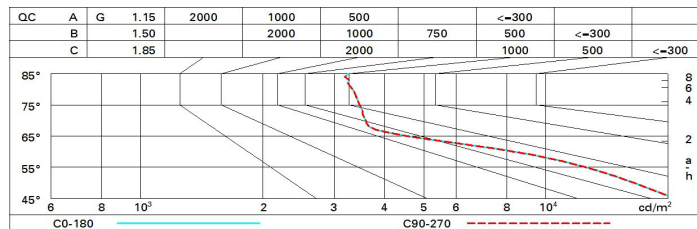
Polar



Utilisation factors

R	77	75	73	71	55	53	33	00	DRR
K0.8	61	57	54	52	56	53	53	50	70
1.0	65	61	58	56	60	57	57	54	75
1.5	69	66	64	62	65	63	62	60	83
2.0	72	69	68	66	68	67	66	64	88
2.5	73	72	70	69	70	69	68	66	92
3.0	74	73	72	71	72	71	70	68	94
4.0	75	74	74	73	73	72	71	69	96
5.0	76	75	74	74	74	73	72	70	97

Luminance curve limit



UGR diagram

Corrected UGR values (at 920 lm bare lamp luminous flux)											
Reflect.:		0.70	0.70	0.50	0.50	0.30	0.70	0.70	0.50	0.50	0.30
ceiling/cav		0.70	0.70	0.50	0.50	0.30	0.70	0.70	0.50	0.50	0.30
walls		0.50	0.30	0.50	0.30	0.30	0.50	0.30	0.50	0.30	0.30
work pl.		0.20	0.20	0.20	0.20	0.20	0.20	0.20	0.20	0.20	0.20
Room dim		viewed crosswise					viewed endwise				
x	y										
2H	2H	17.7	18.4	18.0	18.6	18.9	17.7	18.4	18.0	18.6	18.9
	3H	17.8	18.4	18.1	18.6	18.9	17.8	18.4	18.1	18.7	18.9
	4H	17.8	18.3	18.1	18.6	18.9	17.7	18.3	18.1	18.6	18.9
	6H	17.8	18.3	18.1	18.6	19.0	17.7	18.2	18.0	18.5	18.8
	8H	17.8	18.3	18.2	18.6	19.0	17.6	18.1	18.0	18.5	18.8
	12H	17.8	18.3	18.2	18.6	19.0	17.6	18.1	18.0	18.4	18.8
4H	2H	17.7	18.3	18.1	18.6	18.9	17.8	18.3	18.1	18.6	18.9
	3H	17.8	18.3	18.2	18.6	19.0	17.9	18.4	18.3	18.7	19.1
	4H	17.9	18.3	18.3	18.7	19.1	17.9	18.3	18.3	18.7	19.1
	6H	17.9	18.3	18.4	18.7	19.1	17.8	18.2	18.3	18.6	19.0
	8H	18.0	18.3	18.4	18.7	19.2	17.8	18.2	18.3	18.6	19.0
	12H	18.0	18.3	18.4	18.7	19.2	17.8	18.1	18.2	18.5	19.0
8H	4H	17.8	18.2	18.3	18.6	19.0	18.0	18.3	18.4	18.7	19.2
	6H	17.9	18.2	18.4	18.7	19.1	18.0	18.3	18.5	18.7	19.2
	8H	18.0	18.2	18.5	18.7	19.2	18.0	18.2	18.5	18.7	19.2
	12H	18.0	18.2	18.5	18.7	19.2	18.0	18.2	18.5	18.7	19.2
12H	4H	17.8	18.1	18.2	18.5	19.0	18.0	18.3	18.4	18.7	19.2
	6H	17.9	18.2	18.4	18.6	19.1	18.0	18.2	18.5	18.7	19.2
	8H	18.0	18.2	18.5	18.7	19.2	18.0	18.2	18.5	18.7	19.2
Variations with the observer position at spacing:											
S =	1.0H	1.5 / -1.5					1.5 / -1.5				
	1.5H	3.1 / -3.4					3.1 / -3.4				
	2.0H	4.9 / -4.6					4.9 / -4.6				