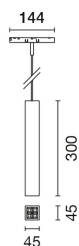


Last information update: May 2018

**Square pendant LB XS for 48V track - HC 4 cells - Wide Flood beam****Product code**
Q927**Technical description**

Pendant system with 4 optic elements and including an adapter for installation on 48V low voltage track ideal for zenithal accent lighting. The adapter made of a thermoplastic material includes the DC/DC driver circuit with a DALI dimmable function. Integrated «power line» technology allows each light module on the track to be adjusted separately. Fixed optics with metallised thermoplastic high definition Opti-Beam reflectors. Despite the ultracompact size of the product, the patented technology of the optic system guarantees an efficient luminous flux and a high level of visual comfort. Extruded aluminium body and die-cast zamak technical dissipation unit. PVC power/pendant cable in the same colour as the external finish. The cable connection on the pendant body is fitted with a manual adjustment system that facilitates alignment. A rapid tool-free system for connecting the adapter electrically and mechanically to the track.

Installation

Mechanical fastening with adapter on track.

Dimension (mm)

45x45x300

Colour

White (01) | White/Brass (41) | Black/Black (43) | (44) | Black/White (47) | (E7) | (F1)

Weight (Kg)

0.48

Mounting

lv track pendant

Wiring

Integrated DC/DC LED driver in adapter - direct connection on 48V track- track power unit to be ordered separately. The pendant cable can be adjusted on the pendant body.

Complies with EN60598-1 and pertinent regulations

IP20

**Product configuration: Q927****Product characteristics**

Total lighting output [Lm]: 548
Total power [W]: 9.7
Luminous efficacy [Lm/W]: 56.5
Life Time: > 50,000h - L80 - B10 (Ta 25°C)

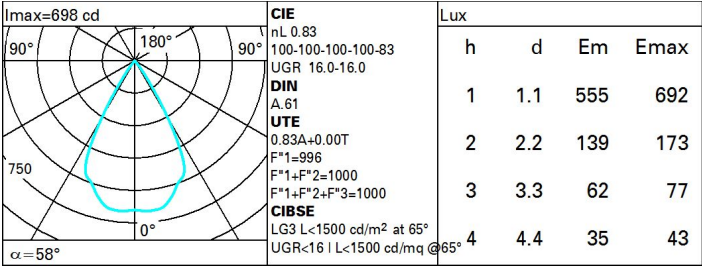
Total luminous flux at or above an angle of 90° [Lm]: 0
Emergency luminous flux [Lm]: /
Voltage [V]: 48
Number of optical assemblies: 1

Optical assembly Characteristics Type 1

Light Output Ratio (L.O.R.) [%]: 83
Lamp code: LED
ZVEI Code: LED
Nominal power [W]: 7.9
Nominal luminous [Lm]: 660
Lamp maximum intensity [cd]: /
Beam angle [°]: 58°

Number of lamps for optical assembly: 1
Socket: /
Ballast losses [W]: 1.8
Colour temperature [K]: 3000
CRI: 90
Wavelength [Nm]: /
MacAdam Step: 3

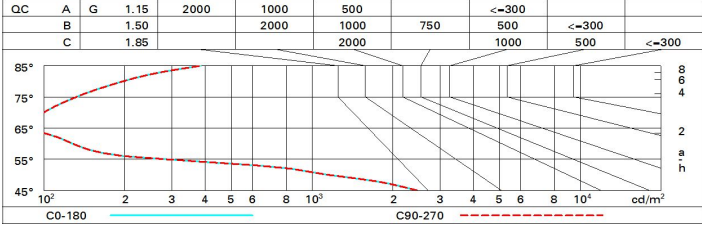
Polar



Utilisation factors

R	77	75	73	71	55	53	33	00	DRR
K0.8	75	71	68	66	70	68	68	65	78
1.0	78	75	72	70	74	72	71	69	83
1.5	82	79	77	76	78	77	76	73	89
2.0	85	83	81	80	82	80	79	77	93
2.5	86	85	84	83	84	83	82	79	96
3.0	87	86	85	85	85	84	83	81	98
4.0	88	87	87	86	86	86	84	82	99
5.0	89	88	88	88	87	86	85	83	100

Luminance curve limit



UGR diagram

Corrected UGR values (at 600 lm bare lamp luminous flux)												
Reflect.: ceiling/cav walls work pl. Room dim x y		0.70	0.70	0.50	0.50	0.30	0.70	0.70	0.50	0.50	0.30	0.30
		0.50	0.30	0.50	0.30	0.30	0.50	0.30	0.50	0.30	0.30	0.30
		0.20	0.20	0.20	0.20	0.20	0.20	0.20	0.20	0.20	0.20	0.20
		viewed crosswise					viewed endwise					
2H	2H	16.6	17.2	16.8	17.4	17.6	16.6	17.2	16.8	17.4	17.6	
	3H	16.4	17.0	16.7	17.2	17.5	16.4	17.0	16.7	17.2	17.5	
	4H	16.4	16.9	16.7	17.1	17.4	16.4	16.9	16.7	17.1	17.4	
	6H	16.3	16.7	16.6	17.0	17.4	16.3	16.7	16.6	17.0	17.4	
	8H	16.2	16.7	16.6	17.0	17.3	16.2	16.7	16.6	17.0	17.3	
	12H	16.2	16.6	16.6	17.0	17.3	16.2	16.6	16.6	17.0	17.3	
4H	2H	16.4	16.9	16.7	17.1	17.4	16.4	16.9	16.7	17.1	17.4	
	3H	16.2	16.6	16.6	17.0	17.3	16.2	16.6	16.6	17.0	17.3	
	4H	16.1	16.5	16.5	16.8	17.2	16.1	16.5	16.5	16.8	17.2	
	6H	16.0	16.3	16.4	16.7	17.2	16.0	16.3	16.4	16.7	17.2	
	8H	16.0	16.3	16.4	16.7	17.1	16.0	16.3	16.4	16.7	17.1	
	12H	15.9	16.2	16.4	16.6	17.1	15.9	16.2	16.4	16.6	17.1	
8H	4H	16.0	16.3	16.4	16.7	17.1	16.0	16.3	16.4	16.7	17.1	
	6H	15.9	16.1	16.4	16.6	17.0	15.9	16.1	16.4	16.6	17.0	
	8H	15.8	16.0	16.3	16.5	17.0	15.8	16.0	16.3	16.5	17.0	
	12H	15.8	16.0	16.3	16.4	17.0	15.8	16.0	16.3	16.4	17.0	
12H	4H	15.9	16.2	16.4	16.6	17.1	15.9	16.2	16.4	16.6	17.1	
	6H	15.8	16.0	16.3	16.5	17.0	15.8	16.0	16.3	16.5	17.0	
	8H	15.8	16.0	16.3	16.4	17.0	15.8	16.0	16.3	16.4	17.0	
Variations with the observer position at spacing:												
S =		1.0H	6.5 / -24.9					6.5 / -24.9				
		1.5H	9.4 / -25.6					9.4 / -25.6				
		2.0H	11.4 / -25.8					11.4 / -25.8				