

Last information update: June 2018



Ceiling-mounted LB XS Linear HC - 5 cells - Flood beam - remote driver

Product code

Q880

Technical description

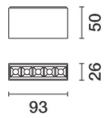
Ceiling-mounted luminaire with 5 optic elements for LED lamps - fixed optics with metallised thermoplastic high definition Opti-Beam reflectors. Despite the ultracompact size of the product, the patented technology of the optic system guarantees an efficient luminous flux and a high level of controlled glare visual comfort. Extruded aluminium main body and technical dissipation unit - shaped steel fixing plate. Ballast not included, available with separate code.

Installation

Ceiling-mounted with surface fixing plate (screws and screw anchors not included) - external locking system.

Dimension (mm)

93x26x50



Colour

White (01) | White/Brass (41) | Black/Black (43) | (44) | Black/White (47) | (E7) | (F1)

Weight (Kg)

0.15

Mounting

ceiling surface

Wiring

Cables supplied with quick-coupling terminals for connecting to power supply line.

Complies with EN60598-1 and pertinent regulations



Product configuration: Q880

Product characteristics

Total lighting output [Lm]: 614
 Total power [W]: 9.8
 Luminous efficacy [Lm/W]: 62.7
 Life Time: > 50,000h - L80 - B10 (Ta 25°C)

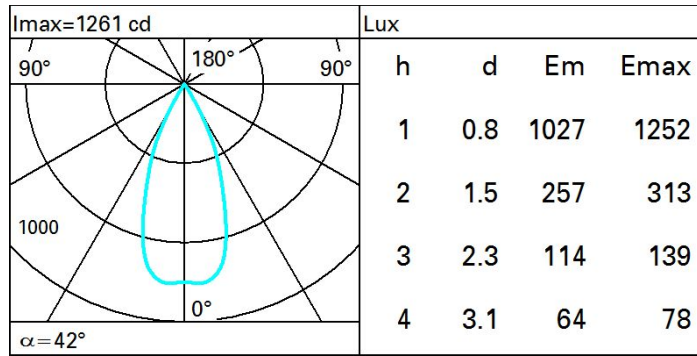
Total luminous flux at or above an angle of 90° [Lm]: 0
 Emergency luminous flux [Lm]: /
 Voltage [V]: -
 Number of optical assemblies: 1

Optical assembly Characteristics Type 1

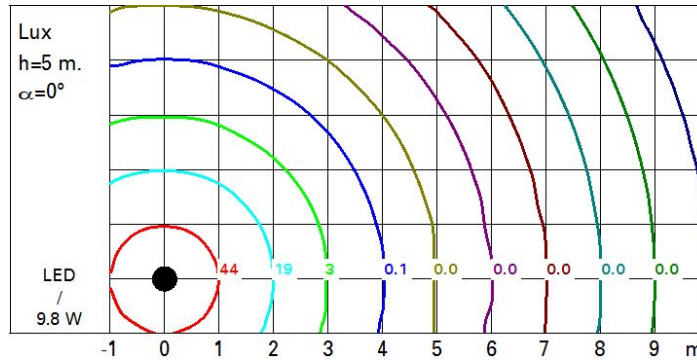
Light Output Ratio (L.O.R.) [%]: 83
 Lamp code: LED
 ZVEI Code: LED
 Nominal power [W]: 9.8
 Nominal luminous [Lm]: 740
 Lamp maximum intensity [cd]: /
 Beam angle [°]: 42°

Number of lamps for optical assembly: 1
 Socket: /
 Ballast losses [W]: 0
 Colour temperature [K]: 2700
 CRI: 90
 Wavelength [Nm]: /
 MacAdam Step: 3

Polar



Isolux



UGR diagram

Corrected UGR values (at 740 lm bare lamp luminous flux)

Reflect.:		viewed crosswise					viewed endwise				
ceiling	cav	0.70	0.70	0.50	0.50	0.30	0.70	0.70	0.50	0.50	0.30
walls		0.50	0.30	0.50	0.30	0.30	0.50	0.30	0.50	0.30	0.30
work pl.		0.20	0.20	0.20	0.20	0.20	0.20	0.20	0.20	0.20	0.20
Room dim											
x	y										
2H	2H	6.5	7.0	6.8	7.2	7.4	6.5	7.0	6.8	7.2	7.4
	3H	6.4	6.8	6.7	7.1	7.3	6.4	6.8	6.7	7.1	7.3
	4H	6.3	6.7	6.6	7.0	7.3	6.3	6.7	6.6	7.0	7.3
	6H	6.2	6.6	6.6	6.9	7.2	6.2	6.6	6.6	6.9	7.2
	8H	6.2	6.6	6.6	6.9	7.2	6.2	6.6	6.5	6.9	7.2
	12H	6.2	6.5	6.5	6.8	7.2	6.2	6.5	6.5	6.8	7.2
4H	2H	6.3	6.7	6.6	7.0	7.3	6.3	6.7	6.6	7.0	7.3
	3H	6.2	6.5	6.5	6.8	7.2	6.2	6.5	6.5	6.8	7.2
	4H	6.1	6.4	6.5	6.7	7.1	6.1	6.4	6.5	6.7	7.1
	6H	6.0	6.3	6.4	6.6	7.1	6.0	6.2	6.4	6.6	7.1
	8H	5.9	6.2	6.4	6.6	7.0	5.9	6.2	6.4	6.6	7.0
	12H	5.9	6.1	6.4	6.6	7.0	5.9	6.1	6.3	6.5	7.0
8H	4H	5.9	6.2	6.4	6.6	7.0	5.9	6.2	6.4	6.6	7.0
	6H	5.8	6.0	6.3	6.5	7.0	5.8	6.1	6.3	6.5	7.0
	8H	5.8	6.0	6.3	6.4	6.9	5.8	6.0	6.3	6.4	6.9
	12H	5.8	5.9	6.3	6.4	6.9	5.7	5.9	6.2	6.4	6.9
12H	4H	5.9	6.1	6.3	6.5	7.0	5.9	6.1	6.4	6.6	7.0
	6H	5.8	6.0	6.3	6.4	6.9	5.8	6.0	6.3	6.4	6.9
	8H	5.7	5.9	6.2	6.4	6.9	5.8	5.9	6.3	6.4	6.9

Variations with the observer position at spacing:

S =	1.0H	7.0 / -14.5	7.0 / -14.5
	1.5H	9.8 / -14.7	9.8 / -14.7
	2.0H	11.8 / -14.8	11.8 / -14.8