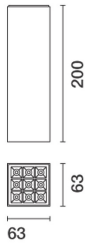



Last information update: May 2018



Ceiling-mounted LB XS P square HC - 9 cells - Wide Flood beam - integrated driver

Product code
Q860

Technical description

Ceiling-mounted luminaire with 9 optical elements for LED lamps - fixed optics with metallised thermoplastic high definition Opti-Beam reflectors. Despite the ultracompact size of the product, the patented technology of the optic system guarantees an efficient luminous flux and a high level of controlled glare visual comfort. Extruded aluminium body - die-cast zamak technical dissipation unit - shaped steel fixing plate. ON-OFF driver integrated in luminaire body.

Installation

Ceiling-mounted with surface fixing plate (screws and screw anchors not included) - external locking system.

Dimension (mm)
63x63x200

Colour

White (01) | White/Brass (41) | Black/Black (43) | (44) | Black/White (47) | (E7) | (F1)

Weight (Kg)
0.66

Mounting

ceiling surface

Wiring

Cables supplied with quick-coupling terminals for connecting to power supply line.

Complies with EN60598-1 and pertinent regulations



Product configuration: Q860

Product characteristics

Total lighting output [Lm]: 1204
Total power [W]: 17.7
Luminous efficacy [Lm/W]: 68
Life Time: > 50,000h - L80 - B10 (Ta 25°C)

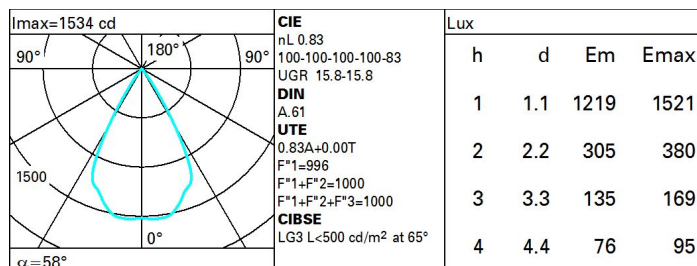
Total luminous flux at or above an angle of 90° [Lm]: 0
Emergency luminous flux [Lm]: /
Voltage [V]: 230
Number of optical assemblies: 1

Optical assembly Characteristics Type 1

Light Output Ratio (L.O.R.) [%]: 83
Lamp code: LED
ZVEI Code: LED
Nominal power [W]: 15
Nominal luminous [Lm]: 1450
Lamp maximum intensity [cd]: /
Beam angle [°]: 58°

Number of lamps for optical assembly: 1
Socket: /
Ballast losses [W]: 2.7
Colour temperature [K]: 4000
CRI: 90
Wavelength [Nm]: /
MacAdam Step: 3

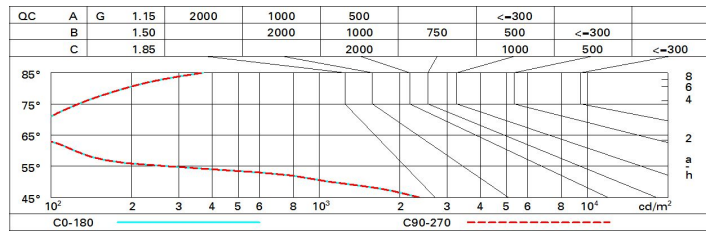
Polar



Utilisation factors

R	77	75	73	71	55	53	33	00	DRR
K0.8	75	71	68	66	70	68	68	65	78
1.0	78	75	72	70	74	72	71	69	83
1.5	82	79	77	76	78	77	76	73	89
2.0	85	83	81	80	82	80	79	77	93
2.5	86	85	84	83	84	83	82	79	96
3.0	87	86	85	85	85	84	83	81	98
4.0	88	87	87	86	86	86	84	82	99
5.0	89	88	88	88	87	86	85	83	100

Luminance curve limit



UGR diagram

Corrected UGR values (at 1450 lm bare lamp luminous flux)											
Reflect.:		viewed crosswise					viewed endwise				
ceill/cav		0.70	0.70	0.50	0.50	0.30	0.70	0.70	0.50	0.50	0.30
walls		0.50	0.30	0.50	0.30	0.30	0.50	0.30	0.50	0.30	0.30
work pl.		0.20	0.20	0.20	0.20	0.20	0.20	0.20	0.20	0.20	0.20
Room dim		viewed crosswise					viewed endwise				
x	y										
2H	2H	16.4	17.0	16.7	17.2	17.5	16.4	17.0	16.7	17.2	17.5
	3H	16.3	16.8	16.6	17.1	17.4	16.3	16.8	16.6	17.1	17.4
	4H	16.2	16.7	16.5	17.0	17.3	16.2	16.7	16.5	17.0	17.3
	6H	16.1	16.6	16.5	16.9	17.2	16.1	16.6	16.5	16.9	17.2
	8H	16.1	16.5	16.5	16.9	17.2	16.1	16.5	16.5	16.9	17.2
	12H	16.1	16.5	16.4	16.8	17.2	16.1	16.5	16.4	16.8	17.2
4H	2H	16.2	16.7	16.5	17.0	17.3	16.2	16.7	16.5	17.0	17.3
	3H	16.1	16.5	16.4	16.8	17.2	16.1	16.5	16.4	16.8	17.2
	4H	16.0	16.3	16.4	16.7	17.1	16.0	16.3	16.4	16.7	17.1
	6H	15.9	16.2	16.3	16.6	17.0	15.9	16.2	16.3	16.6	17.0
	8H	15.8	16.1	16.3	16.5	17.0	15.8	16.1	16.3	16.5	17.0
	12H	15.8	16.0	16.2	16.5	16.9	15.8	16.0	16.2	16.5	16.9
8H	4H	15.8	16.1	16.3	16.5	17.0	15.8	16.1	16.3	16.5	17.0
	6H	15.7	16.0	16.2	16.4	16.9	15.7	16.0	16.2	16.4	16.9
	8H	15.7	15.9	16.2	16.4	16.9	15.7	15.9	16.2	16.4	16.9
	12H	15.6	15.8	16.1	16.3	16.8	15.6	15.8	16.1	16.3	16.8
12H	4H	15.8	16.0	16.2	16.5	16.9	15.8	16.0	16.2	16.5	16.9
	6H	15.7	15.9	16.2	16.4	16.9	15.7	15.9	16.2	16.4	16.9
	8H	15.6	15.8	16.1	16.3	16.8	15.6	15.8	16.1	16.3	16.8
Variations with the observer position at spacing:											
S =	1.0H	6.5 / -24.9					6.5 / -24.9				
	1.5H	9.4 / -25.6					9.4 / -25.6				
	2.0H	11.4 / -25.8					11.4 / -25.8				