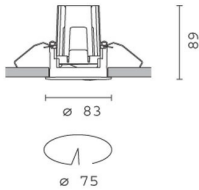


Last information update: June 2018



Fixed round recessed luminaire - LED - wide flood - Super Comfort

Product code
Q810

Technical description

Round recessed luminaire with contact frame. Fixed Super Comfort version: the LEDs are set a long way back to minimize glare and guarantee a high level of visual comfort. The main body is made of die-cast aluminium with a radiant surface that guarantees optimum heat dissipation. Metallised, thermoplastic, high definition reflector - wide flood optic (58°). Structure with die-cast aluminium external contact frame with a single white finish. The internal ring is made of thermoplastic available in a range of painted and metallised finishes. Safety glass included Quick and easy tool free assembly. High color rendering index 3,000K LED. Power unit available with a separate code no.

Installation

Recessed in a false ceiling by means of an anti-fall steel wire spring - minimum thickness of false ceiling: 1 mm - preparation hole Ø 75 mm.

Dimension (mm)
Ø83x89

Colour

White (01) | White/Brass (41) | Black/Black (43) | Black/White (47) | White/Chrome (E4) | (E7) | (E9)

Weight (Kg)
0.26

Mounting

wall recessed|ceiling recessed

Wiring

Direct current ballasts are available with a separate code no.: ON-OFF / 1-10V dimmable / DALI dimmable / Trailing Edge dimmable - the recessed fitting includes a cable and a quick-coupling connector to connect it to the connector on the ballast.

Notes

A wide range of decorative accessories and diffusers is available.

Complies with EN60598-1 and pertinent regulations



Product configuration: Q810.01

Product characteristics

Total lighting output [Lm]: 960
Total power [W]: 10
Luminous efficacy [Lm/W]: 96
Life Time: > 50,000h - L80 - B10 (Ta 25°C)

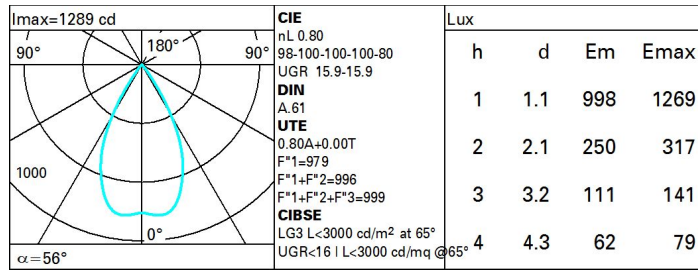
Total luminous flux at or above an angle of 90° [Lm]: 0
Emergency luminous flux [Lm]: /
Voltage [V]: -
Number of optical assemblies: 1

Optical assembly Characteristics Type 1

Light Output Ratio (L.O.R.) [%]: 80
Lamp code: LED
ZVEI Code: LED
Nominal power [W]: 10
Nominal luminous [Lm]: 1200
Lamp maximum intensity [cd]: /
Beam angle [°]: 56°

Number of lamps for optical assembly: 1
Socket: /
Ballast losses [W]: 0
Colour temperature [K]: 3000
CRI: 90
Wavelength [Nm]: /
MacAdam Step: 2

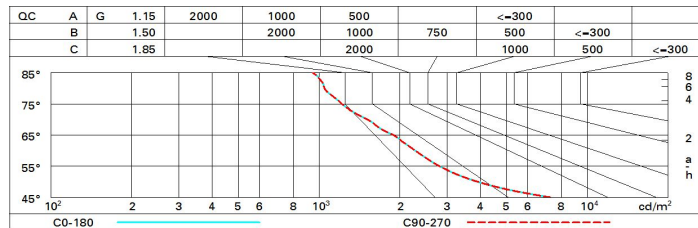
Polar



Utilisation factors

R	77	75	73	71	55	53	33	00	DRR
K0.8	72	68	65	63	67	65	64	62	77
1.0	75	71	69	67	71	68	68	65	82
1.5	79	76	74	72	75	73	73	70	88
2.0	81	79	78	76	78	77	76	74	92
2.5	83	81	80	79	80	79	78	76	95
3.0	84	83	82	81	81	81	80	78	97
4.0	85	84	84	83	83	82	81	79	99
5.0	85	85	84	84	83	83	82	80	100

Luminance curve limit



UGR diagram

Corrected UGR values (at 1200 lm bare lamp luminous flux)											
Reflect.:		0.70	0.70	0.50	0.50	0.30	0.70	0.70	0.50	0.50	0.30
ceiling/cav		0.70	0.70	0.50	0.50	0.30	0.70	0.70	0.50	0.50	0.30
walls		0.50	0.30	0.50	0.30	0.30	0.50	0.30	0.50	0.30	0.30
work pl.		0.20	0.20	0.20	0.20	0.20	0.20	0.20	0.20	0.20	0.20
Room dim		viewed crosswise					viewed endwise				
x	y										
2H	2H	16.4	17.0	16.6	17.2	17.4	16.4	17.0	16.6	17.2	17.4
	3H	16.2	16.8	16.6	17.1	17.3	16.2	16.8	16.5	17.0	17.3
	4H	16.2	16.7	16.5	17.0	17.3	16.2	16.7	16.5	17.0	17.3
	6H	16.1	16.6	16.5	16.9	17.2	16.1	16.5	16.4	16.9	17.2
	8H	16.1	16.5	16.4	16.9	17.2	16.1	16.5	16.4	16.8	17.2
	12H	16.0	16.5	16.4	16.8	17.2	16.0	16.4	16.4	16.8	17.1
4H	2H	16.2	16.7	16.5	17.0	17.3	16.2	16.7	16.5	17.0	17.3
	3H	16.0	16.5	16.4	16.8	17.2	16.1	16.5	16.4	16.8	17.2
	4H	16.0	16.4	16.4	16.7	17.1	16.0	16.4	16.4	16.7	17.1
	6H	15.9	16.2	16.3	16.6	17.0	15.9	16.2	16.3	16.6	17.0
	8H	15.9	16.2	16.3	16.6	17.0	15.9	16.2	16.3	16.6	17.0
	12H	15.8	16.1	16.3	16.5	17.0	15.8	16.1	16.3	16.5	17.0
8H	4H	15.9	16.2	16.3	16.6	17.0	15.9	16.2	16.3	16.6	17.0
	6H	15.8	16.0	16.3	16.5	17.0	15.8	16.0	16.3	16.5	17.0
	8H	15.7	16.0	16.2	16.4	16.9	15.7	16.0	16.2	16.4	16.9
	12H	15.7	15.9	16.2	16.4	16.9	15.7	15.9	16.2	16.4	16.9
12H	4H	15.8	16.1	16.3	16.5	17.0	15.8	16.1	16.3	16.5	17.0
	6H	15.7	15.9	16.2	16.4	16.9	15.7	16.0	16.2	16.4	16.9
	8H	15.7	15.9	16.2	16.4	16.9	15.7	15.9	16.2	16.4	16.9
Variations with the observer position at spacing:											
S =	1.0H	6.1 / -9.6					6.1 / -9.6				
	1.5H	8.9 / -10.4					8.9 / -10.4				
	2.0H	10.8 / -11.0					10.8 / -11.0				