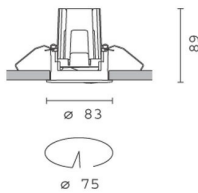


Last information update: June 2018

**Fixed round recessed luminaire - LED - wide flood - Super Comfort****Product code**

Q809

**Technical description**

Round recessed luminaire with contact frame. Fixed Super Comfort version: the LEDs are set a long way back to minimize glare and guarantee a high level of visual comfort. The main body is made of die-cast aluminium with a radiant surface that guarantees optimum heat dissipation. Metallised, thermoplastic, high definition reflector - wide flood optic (58°). Structure with die-cast aluminium external contact frame with a single white finish. The internal ring is made of thermoplastic available in a range of painted and metallised finishes. Safety glass included Quick and easy tool free assembly. High color rendering index 2700K LED. Power unit available with a separate code no.

**Installation**

Recessed in a false ceiling by means of an anti-fall steel wire spring - minimum thickness of false ceiling: 1 mm - preparation hole Ø 75 mm.

**Dimension (mm)**

Ø83x89

**Colour**

White (01) | White/Brass (41) | Black/Black (43) | Black/White (47) | White/Chrome (E4) | (E7) | (E9)

**Weight (Kg)**

0.26

**Mounting**

wall recessed|ceiling recessed

**Wiring**

Direct current ballasts are available with a separate code no.: ON-OFF / 1-10V dimmable / DALI dimmable / Trailing Edge dimmable - the recessed fitting includes a cable and a quick-coupling connector to connect it to the connector on the ballast.

**Notes**

A wide range of decorative accessories and diffusers is available.

Complies with EN60598-1 and pertinent regulations



IP20

IP44

On the visible part of the product once installed

**Product configuration: Q809.01****Product characteristics**

Total lighting output [Lm]: 920

Total power [W]: 10

Luminous efficacy [Lm/W]: 92

Life Time: &gt; 50,000h - L80 - B10 (Ta 25°C)

Total luminous flux at or above an angle of 90° [Lm]: 0

Emergency luminous flux [Lm]: /

Voltage [V]: -

Number of optical assemblies: 1

**Optical assembly Characteristics Type 1**

Light Output Ratio (L.O.R.) [%]: 80

Lamp code: LED

ZVEI Code: LED

Nominal power [W]: 10

Nominal luminous [Lm]: 1150

Lamp maximum intensity [cd]: /

Beam angle [°]: 56°

Number of lamps for optical assembly: 1

Socket: /

Ballast losses [W]: 0

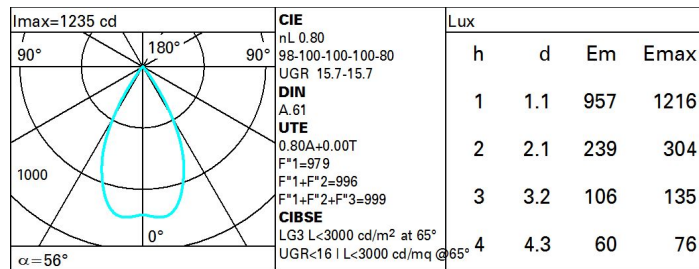
Colour temperature [K]: 2700

CRI: 90

Wavelength [nm]: /

MacAdam Step: 2

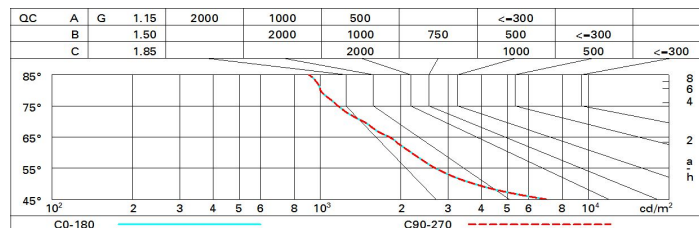
# Polar



# Utilisation factors

R	77	75	73	71	55	53	33	00	DRR
K0.8	72	68	65	63	67	65	64	62	77
1.0	75	71	69	67	71	68	68	65	82
1.5	79	76	74	72	75	73	73	70	88
2.0	81	79	78	76	78	77	76	74	92
2.5	83	81	80	79	80	79	78	76	95
3.0	84	83	82	81	81	81	80	78	97
4.0	85	84	84	83	83	82	81	79	99
5.0	85	85	84	84	83	83	82	80	100

# Luminance curve limit



# UGR diagram

Corrected UGR values (at 1150 lm bare lamp luminous flux)												
Reflect.: ceiling/cav walls work pl. Room dim x y		0.70	0.70	0.50	0.50	0.30	0.70	0.70	0.50	0.50	0.30	0.30
		0.50	0.30	0.50	0.30	0.30	0.50	0.30	0.50	0.30	0.30	0.30
		0.20	0.20	0.20	0.20	0.20	0.20	0.20	0.20	0.20	0.20	0.20
		viewed crosswise					viewed endwise					
2H	2H	16.2	16.8	16.5	17.0	17.3	16.2	16.8	16.5	17.0	17.3	
	3H	16.1	16.6	16.4	16.9	17.2	16.1	16.6	16.4	16.9	17.2	
	4H	16.0	16.5	16.4	16.8	17.1	16.0	16.5	16.3	16.8	17.1	
	6H	16.0	16.4	16.3	16.7	17.1	15.9	16.4	16.3	16.7	17.0	
	8H	15.9	16.4	16.3	16.7	17.0	15.9	16.4	16.3	16.7	17.0	
	12H	15.9	16.3	16.3	16.7	17.0	15.9	16.3	16.2	16.6	17.0	
4H	2H	16.0	16.5	16.3	16.8	17.1	16.0	16.5	16.4	16.8	17.1	
	3H	15.9	16.3	16.3	16.7	17.0	15.9	16.3	16.3	16.7	17.0	
	4H	15.8	16.2	16.2	16.6	17.0	15.8	16.2	16.2	16.6	17.0	
	6H	15.8	16.1	16.2	16.5	16.9	15.7	16.1	16.2	16.5	16.9	
	8H	15.7	16.0	16.2	16.4	16.9	15.7	16.0	16.1	16.4	16.9	
	12H	15.7	15.9	16.1	16.4	16.8	15.7	15.9	16.1	16.4	16.8	
8H	4H	15.7	16.0	16.1	16.4	16.9	15.7	16.0	16.2	16.4	16.9	
	6H	15.6	15.9	16.1	16.3	16.8	15.6	15.9	16.1	16.3	16.8	
	8H	15.6	15.8	16.1	16.3	16.8	15.6	15.8	16.1	16.3	16.8	
	12H	15.5	15.7	16.0	16.2	16.7	15.5	15.7	16.0	16.2	16.7	
12H	4H	15.7	15.9	16.1	16.4	16.8	15.7	15.9	16.1	16.4	16.8	
	6H	15.6	15.8	16.1	16.3	16.8	15.6	15.8	16.1	16.3	16.8	
	8H	15.5	15.7	16.0	16.2	16.7	15.5	15.7	16.0	16.2	16.7	
Variations with the observer position at spacing:												
S =	1.0H	6.1 / -9.6					6.1 / -9.6					
	1.5H	8.9 / -10.4					8.9 / -10.4					
	2.0H	10.8 / -11.0					10.8 / -11.0					