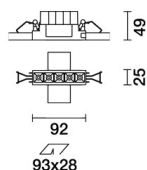



Last information update: May 2018

**Minimal 5 cells - Flood beam - Tunable White - LED****Product code**

Q790

Technical description

Minimal linear 5 optic element recessed miniaturised luminaire. Using LED lamps with a high colour rendering index and a different colour temperature allows dynamic light modulation to be obtained. The variation is achieved by mixing an emission of 3 x 2700K LEDs and 2 x 5700K LEDs. Despite the disparity of lamps that use extreme channels - 2700K and 5700K - the intensity of the flux emitted remains the same. Moreover, even when products of different sizes are used, the colour temperature remains constant and uniform. Main body with die-cast aluminium radiant surface; frameless version for mounting flush with ceiling. Metallised, thermoplastic, high definition Opti Beam reflectors, integrated in a set-back position in the anti-glare screen. The product is designed to be used together with codes 6170 + M630 to obtain a solution suitable for small to medium systems that can be programmed with a DALI protocol via a simple and intuitive user touch-panel. Other management systems are also available with a separate code for larger systems that require the intervention of a specialised technician to programme them: the MH97 + MH93 + M102 group offers a DALI / KNX programmable solution, and the MH97 + MH93 + M618 group allows the system management to be extended to remote devices like tablet and smartphones too.

Installation

Recessed with steel wire springs on the specific adapter (included) which allows flush-mounting with the ceiling. Adapter fixed to false ceiling (compatible thicknesses of 12.5 / 15 / 20 mm) with screws; subsequent filling and smoothing operations; insertion of luminaire body and aesthetic end finishing. A special protective sheath allows finishing operations on the plasterboard to be simplified and speeded up. Preparation hole 28 x 93.

Dimension (mm)

92x25x49

Colour

White (01) | Black (04) | Brass (14) | (E6)

Weight (Kg)

0.5

Mounting

wall recessed|ceiling recessed

Wiring

DALI control gear units included. Different management systems are available with a separate code. For technical details, properties and connection procedures see the instruction sheet.

Notes

The special steel wire spring provided is required to facilitate the eventual extraction of the recessed body once it has been inserted.

Complies with EN60598-1 and pertinent regulations

**Product configuration: Q790****Product characteristics**

Total lighting output [Lm]: 623
Total power [W]: 12.8
Luminous efficacy [Lm/W]: 48.6
Life Time: > 50,000h - L80 - B10 (Ta 25°C)

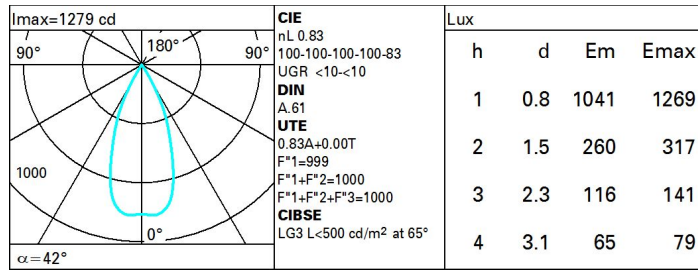
Total luminous flux at or above an angle of 90° [Lm]: 0
Emergency luminous flux [Lm]: /
Voltage [V]: -
Number of optical assemblies: 1

Optical assembly Characteristics Type 1

Light Output Ratio (L.O.R.) [%]: 83
Lamp code: LED
ZVEI Code: LED
Nominal power [W]: 8.5
Nominal luminous [Lm]: 750
Lamp maximum intensity [cd]: /
Beam angle [°]: 42°

Number of lamps for optical assembly: 1
Socket: /
Ballast losses [W]: 4.3
Colour temperature [K]: /
CRI: /
Wavelength [Nm]: /
MacAdam Step: /

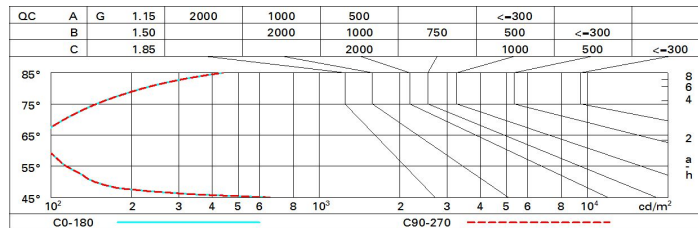
Polar



Utilisation factors

R	77	75	73	71	55	53	33	00	DRR
K0.8	75	71	68	66	70	68	68	65	78
1.0	78	75	72	70	74	72	71	69	83
1.5	82	80	77	76	79	77	76	74	89
2.0	85	83	81	80	82	80	79	77	93
2.5	86	85	84	83	84	83	82	79	96
3.0	87	86	85	85	85	84	83	81	98
4.0	88	87	87	86	86	86	84	82	99
5.0	89	88	88	88	87	87	85	83	100

Luminance curve limit



UGR diagram

Corrected UGR values (at 750 lm bare lamp luminous flux)											
Reflect.:		0.70	0.70	0.50	0.50	0.30	0.70	0.70	0.50	0.50	0.30
ceiling/cav		0.70	0.70	0.50	0.50	0.30	0.70	0.70	0.50	0.50	0.30
walls		0.50	0.30	0.50	0.30	0.30	0.50	0.30	0.50	0.30	0.30
work pl.		0.20	0.20	0.20	0.20	0.20	0.20	0.20	0.20	0.20	0.20
Room dim		viewed crosswise					viewed endwise				
x	y										
2H	2H	6.6	7.0	6.8	7.3	7.5	6.6	7.0	6.8	7.3	7.5
	3H	6.4	6.9	6.7	7.1	7.4	6.4	6.9	6.7	7.1	7.4
	4H	6.4	6.8	6.7	7.0	7.3	6.4	6.8	6.7	7.0	7.3
	6H	6.3	6.7	6.6	7.0	7.3	6.3	6.6	6.6	7.0	7.3
	8H	6.2	6.6	6.6	6.9	7.3	6.2	6.6	6.6	6.9	7.3
	12H	6.2	6.6	6.6	6.9	7.2	6.2	6.5	6.6	6.9	7.2
4H	2H	6.4	6.8	6.7	7.0	7.3	6.4	6.8	6.7	7.0	7.3
	3H	6.2	6.5	6.6	6.9	7.2	6.2	6.5	6.6	6.9	7.2
	4H	6.1	6.4	6.5	6.8	7.2	6.1	6.4	6.5	6.8	7.2
	6H	6.0	6.3	6.5	6.7	7.1	6.0	6.3	6.4	6.7	7.1
	8H	6.0	6.2	6.4	6.6	7.1	6.0	6.2	6.4	6.6	7.1
	12H	5.9	6.2	6.4	6.6	7.1	5.9	6.2	6.4	6.6	7.0
8H	4H	6.0	6.2	6.4	6.6	7.1	6.0	6.2	6.4	6.6	7.1
	6H	5.9	6.1	6.4	6.5	7.0	5.9	6.1	6.4	6.5	7.0
	8H	5.8	6.0	6.3	6.5	7.0	5.8	6.0	6.3	6.5	7.0
	12H	5.8	6.0	6.3	6.4	7.0	5.8	5.9	6.3	6.4	6.9
12H	4H	5.9	6.2	6.4	6.6	7.0	5.9	6.2	6.4	6.6	7.1
	6H	5.8	6.0	6.3	6.5	7.0	5.9	6.0	6.3	6.5	7.0
	8H	5.8	5.9	6.3	6.4	6.9	5.8	6.0	6.3	6.4	7.0
Variations with the observer position at spacing:											
S =	1.0H	7.0 / -14.5					7.0 / -14.5				
	1.5H	9.8 / -14.7					9.8 / -14.7				
	2.0H	11.8 / -14.8					11.8 / -14.8				