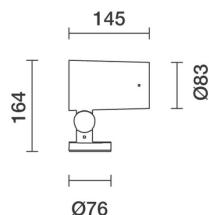


Last information update: May 2018

**Spotlight with base - Warm White Led - Class III - Medium optic****Product code**

Q700

Technical description

Spotlight designed to use LED lamps and a Medium optic. The optical assembly and base is made of EN1706AC 46100LF aluminium alloy and subjected to a multi-step, pre-treatment process, in which the main phases are degreasing, fluorozirconation (a protective surface film) and sealing (with a nano-structured silane layer). The following painting stage consists of a primer and a liquid acrylic paint, cured at 150 °C, with a high level of weather and UV ray resistance. 5 mm thick tempered sodium-calcium closing glass. Double adjustability allows a 360° rotation about the vertical axis and 90° tilting relative to the horizontal plane. Mechanical aiming locks for rotation on both the vertical axis and horizontal plane. Complete with a monochrome LED circuit and an Opti Beam Reflector optic system. The product is supplied with a PG13.5 cable gland and black rubber outlet cable complete with anti-transpiration device. Black rubber outlet cable complete with anti-transpiration device. Electronic ballast to be ordered separately. Option of using optic accessories assembled via an accessory holder frame. All external screws used are made of A2 stainless steel.

Installation

Floor, wall, ceiling or ground-installed via a stake.

Dimension (mm)

Ø83

Colour

White (01) | Grey (15)

Weight (Kg)

1.3


Mounting

wall surface|ground spike

Wiring

The product is supplied with a black rubber outlet cable complete with anti-transpiration device L=1000mm.

Complies with EN60598-1 and pertinent regulations

**Product configuration: Q700****Product characteristics**

Total lighting output [Lm]: 1278
 Total power [W]: 12
 Luminous efficacy [Lm/W]: 106.5
 Life Time: 100,000h - L80 - B10 (Ta 25°C)
 Ambient temperature range: from -20°C to +35°C. (*)

Total luminous flux at or above an angle of 90° [Lm]: 0
 Emergency luminous flux [Lm]: /
 Voltage [V]: -
 Life Time: 100,000h - L80 - B10 (Ta 40°C)
 Number of optical assemblies: 1

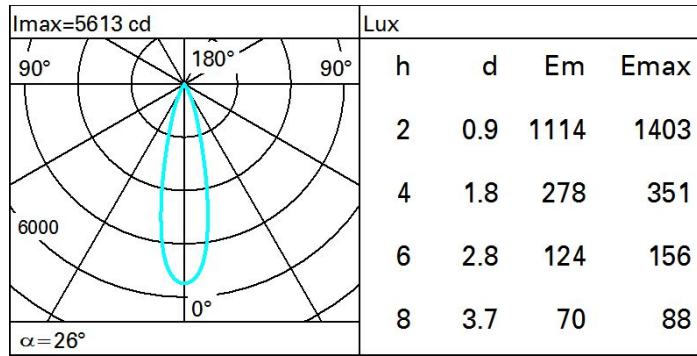
* Preliminary data

Optical assembly Characteristics Type 1

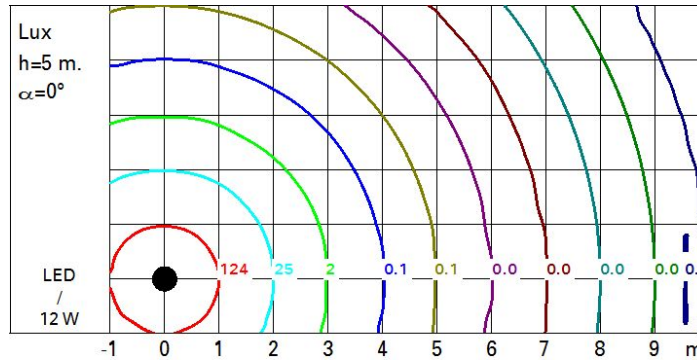
Light Output Ratio (L.O.R.) [%]: 73
 Lamp code: LED
 ZVEI Code: LED
 Nominal power [W]: 12
 Nominal luminous [Lm]: 1750
 Lamp maximum intensity [cd]: /
 Beam angle [°]: 26°

Number of lamps for optical assembly: 1
 Socket: /
 Ballast losses [W]: 0
 Colour temperature [K]: 2700
 CRI: 80
 Wavelength [Nm]: /
 MacAdam Step: 2

Polar



Isolux



UGR diagram

Corrected UGR values (at 1750 lm bare lamp luminous flux)											
Reflect.:		viewed crosswise					viewed endwise				
ceiling	cav	0.70	0.70	0.50	0.50	0.30	0.70	0.70	0.50	0.50	0.30
walls		0.50	0.30	0.50	0.30	0.30	0.50	0.30	0.50	0.30	0.30
work pl.		0.20	0.20	0.20	0.20	0.20	0.20	0.20	0.20	0.20	0.20
Room dim											
x	y										
2H	2H	1.0	3.1	1.3	3.4	3.8	1.0	3.1	1.3	3.4	3.8
	3H	1.1	2.8	1.5	3.1	3.5	0.9	2.6	1.3	2.9	3.3
	4H	1.2	2.6	1.6	2.9	3.3	0.9	2.3	1.3	2.7	3.0
	6H	1.2	2.3	1.6	2.6	3.0	0.9	2.0	1.3	2.3	2.7
	8H	1.2	2.2	1.6	2.6	3.0	0.9	1.9	1.3	2.3	2.7
	12H	1.2	2.2	1.6	2.6	2.9	0.8	1.9	1.2	2.2	2.6
4H	2H	0.9	2.3	1.3	2.7	3.0	1.2	2.6	1.6	2.9	3.3
	3H	1.3	2.3	1.7	2.7	3.0	1.3	2.4	1.7	2.7	3.1
	4H	1.3	2.3	1.7	2.7	3.1	1.3	2.3	1.7	2.7	3.1
	6H	1.1	2.8	1.5	3.2	3.7	1.0	2.7	1.5	3.2	3.7
	8H	0.9	2.9	1.4	3.3	3.8	0.9	2.8	1.4	3.3	3.8
	12H	0.9	2.8	1.4	3.3	3.8	0.8	2.8	1.3	3.3	3.8
8H	4H	0.9	2.8	1.4	3.3	3.8	0.9	2.9	1.4	3.3	3.8
	6H	0.9	2.7	1.4	3.2	3.8	0.9	2.7	1.4	3.2	3.8
	8H	0.9	2.6	1.5	3.1	3.6	0.9	2.6	1.5	3.1	3.6
	12H	1.1	2.2	1.6	2.7	3.2	1.1	2.1	1.6	2.6	3.2
12H	4H	0.8	2.8	1.3	3.3	3.8	0.9	2.8	1.4	3.3	3.8
	6H	0.9	2.5	1.4	3.0	3.6	0.9	2.6	1.5	3.1	3.6
	8H	1.1	2.1	1.6	2.6	3.2	1.1	2.2	1.6	2.7	3.2
Variations with the observer position at spacing:											
S =	1.0H	4.9 / -2.9					4.9 / -2.9				
	1.5H	7.5 / -3.9					7.5 / -3.9				
	2.0H	9.4 / -4.1					9.4 / -4.1				