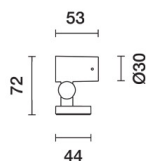


Last information update: May 2018

**Outdoor floodlight - Warm White LED - Flood****Product code**

Q686

Technical description

Outdoor floodlight designed to use LED lamps and a spot optic. Consists of an optical assembly and a base. The optical assembly, arm and base are made of aluminium alloy and subjected to a multi-step, pre-treatment process, in which the main phases are degreasing, fluorozirconation (a protective surface film) and sealing (with a nano-structured silane layer). The painting stage consists of a primer and a liquid acrylic paint, cured at 150 °C, with a high level of weather resistance. 4mm thick extra-clear sodium-calcium closure glass. Secured using a 360° adjustable base. Adjustable horizontally. Complete with an LED circuit and an Opti Beam optic system and fitted with a protection system against polarity inversion. If connected in series with more than one product, the circuit stops the whole line turning off following an incorrect connection or product breakage. Option of mounting optical accessories externally using an accessory-holder frame. Black rubber outlet cable complete with an anti-transpiration device. Electronic control gear to be ordered separately. All external screws used are made of A2 stainless steel.

Installation

Floor, wall or ceiling installation and ground installation using a spike.

Dimension (mm)

Ø30x53

Colour

White (01) | Grey (15)

Weight (Kg)

0.17

Mounting

wall surface|ground spike

Wiring

The product is supplied with a black rubber outlet cable complete with an anti-transpiration device.

Complies with EN60598-1 and pertinent regulations



IK08

IP66

**Product configuration: Q686****Product characteristics**

Total lighting output [Lm]: 145
Total power [W]: 2.4
Luminous efficacy [Lm/W]: 60.4
Life Time: 74,000h - L80 - B10 (Ta 25°C)
Ambient temperature range: from -20°C to +35°C. (*)

Total luminous flux at or above an angle of 90° [Lm]: 0
Emergency luminous flux [Lm]: /
Voltage [V]: -
Life Time: 74,000h - L80 - B10 (Ta 40°C)
Number of optical assemblies: 1

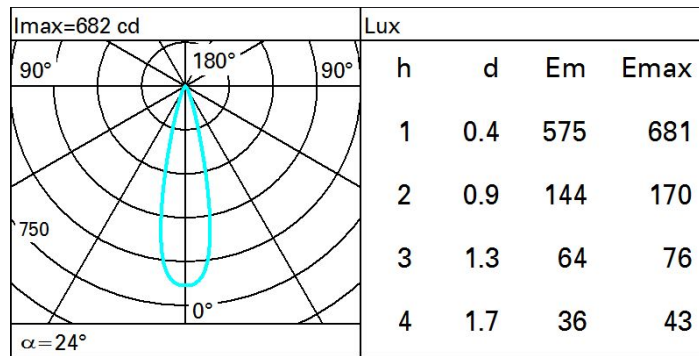
* Preliminary data

Optical assembly Characteristics Type 1

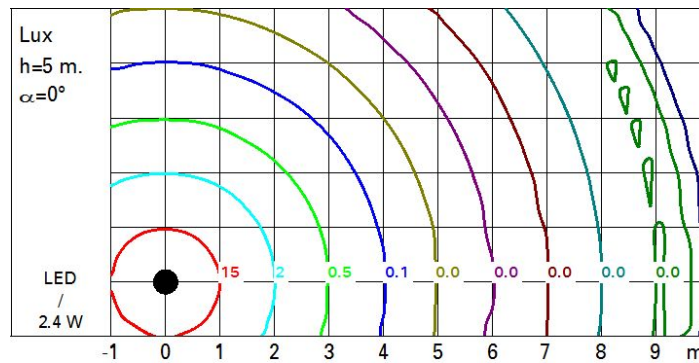
Light Output Ratio (L.O.R.) [%]: 63
Lamp code: LED
ZVEI Code: LED
Nominal power [W]: 2.4
Nominal luminous [Lm]: 230
Lamp maximum intensity [cd]: /
Beam angle [°]: 24°

Number of lamps for optical assembly: 1
Socket: /
Ballast losses [W]: 0
Colour temperature [K]: 3000
CRI: 80
Wavelength [Nm]: /
MacAdam Step: 3

Polar



Isolux



UGR diagram

| Corrected UGR values (at 230 lm bare lamp luminous flux) | | | | | | | | | | | |
|------------------------------------------------------------------|-----|---------------------|------|------|------|------|-------------------|------|------|------|------|
| Reflect.: ceiling/cav walls work pl. Room dim x y | | 0.70 | 0.70 | 0.50 | 0.50 | 0.30 | 0.70 | 0.70 | 0.50 | 0.50 | 0.30 |
| | | 0.50 | 0.30 | 0.50 | 0.30 | 0.30 | 0.50 | 0.30 | 0.50 | 0.30 | 0.30 |
| | | 0.20 | 0.20 | 0.20 | 0.20 | 0.20 | 0.20 | 0.20 | 0.20 | 0.20 | 0.20 |
| | | viewed crosswise | | | | | viewed endwise | | | | |
| 2H | 2H | 10.3 | 12.3 | 10.7 | 12.7 | 13.0 | 10.3 | 12.3 | 10.7 | 12.7 | 13.0 |
| | 3H | 10.2 | 11.7 | 10.6 | 12.0 | 12.4 | 10.2 | 11.7 | 10.5 | 12.0 | 12.3 |
| | 4H | 10.1 | 11.4 | 10.5 | 11.7 | 12.1 | 10.1 | 11.4 | 10.5 | 11.7 | 12.0 |
| | 6H | 10.1 | 11.1 | 10.5 | 11.4 | 11.8 | 10.1 | 11.0 | 10.4 | 11.4 | 11.7 |
| | 8H | 10.1 | 11.0 | 10.5 | 11.4 | 11.8 | 10.0 | 11.0 | 10.4 | 11.3 | 11.7 |
| | 12H | 10.0 | 11.0 | 10.4 | 11.4 | 11.7 | 10.0 | 10.9 | 10.4 | 11.3 | 11.7 |
| 4H | 2H | 10.1 | 11.4 | 10.5 | 11.7 | 12.0 | 10.1 | 11.4 | 10.5 | 11.7 | 12.1 |
| | 3H | 10.0 | 11.0 | 10.4 | 11.3 | 11.7 | 10.0 | 11.0 | 10.4 | 11.3 | 11.7 |
| | 4H | 9.9 | 10.9 | 10.3 | 11.3 | 11.7 | 9.9 | 10.9 | 10.3 | 11.3 | 11.7 |
| | 6H | 9.6 | 11.2 | 10.1 | 11.7 | 12.1 | 9.6 | 11.2 | 10.0 | 11.6 | 12.1 |
| | 8H | 9.5 | 11.3 | 10.0 | 11.8 | 12.3 | 9.4 | 11.3 | 9.9 | 11.7 | 12.2 |
| | 12H | 9.4 | 11.3 | 9.9 | 11.8 | 12.3 | 9.3 | 11.2 | 9.8 | 11.7 | 12.2 |
| 8H | 4H | 9.4 | 11.3 | 9.9 | 11.7 | 12.2 | 9.5 | 11.3 | 10.0 | 11.8 | 12.3 |
| | 6H | 9.4 | 11.1 | 9.9 | 11.6 | 12.1 | 9.4 | 11.1 | 9.9 | 11.6 | 12.1 |
| | 8H | 9.4 | 10.9 | 9.9 | 11.4 | 11.9 | 9.4 | 10.9 | 9.9 | 11.4 | 11.9 |
| | 12H | 9.5 | 10.6 | 10.0 | 11.1 | 11.6 | 9.5 | 10.5 | 10.0 | 11.0 | 11.6 |
| 12H | 4H | 9.3 | 11.2 | 9.8 | 11.7 | 12.2 | 9.4 | 11.3 | 9.9 | 11.8 | 12.3 |
| | 6H | 9.4 | 10.9 | 9.9 | 11.4 | 11.9 | 9.4 | 10.9 | 9.9 | 11.4 | 11.9 |
| | 8H | 9.5 | 10.5 | 10.0 | 11.0 | 11.6 | 9.5 | 10.6 | 10.0 | 11.1 | 11.6 |
| Variations with the observer position at spacing: | | | | | | | | | | | |
| S = | | 5.8 / -8.7 | | | | | 5.8 / -8.7 | | | | |
| | | 8.6 / -10.0 | | | | | 8.6 / -10.0 | | | | |
| | | 10.6 / -10.8 | | | | | 10.6 / -10.8 | | | | |