

Last information update: May 2018



Palco LV spotlight Ø 37 - flood beam

Product code
Q635

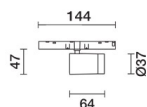
Technical description

Miniaturised adjustable spotlight with adapter for installation on 48V low voltage track. Made of die-cast aluminium with passive dissipation system. The adapter made of a thermoplastic material includes the DC/DC driver circuit with a DALI dimmable function. Integrated «power line» technology allows each spotlight mounted on the track to be regulated separately. The swivel joints allow the spotlight to be rotated by 360° and tilted by 90°. The set back position of the optic unit guarantees a high level of visual comfort. Thermoplastic high definition lens with extra filter for variable optic. A rapid tool-free system for connecting the adapter electrically and mechanically to the track.

Installation

Mechanical fastening with adapter on track.

Dimension (mm)
Ø37



Colour
White (01) | Black (04)

Weight (Kg)
0.1

Mounting
Low voltage track

Wiring

Integrated DC/DC LED driver in adapter - direct connection on 48V track. Track power supply unit to be ordered separately.

Notes

Technical and anti-glare accessories available.

Complies with EN60598-1 and pertinent regulations



IP20



Product configuration: Q635

Product characteristics

Total lighting output [Lm]: 344.5
Total power [W]: 8.6
Luminous efficacy [Lm/W]: 40.1
Life Time: 50,000h - L80 - B10 (Ta 25°C)

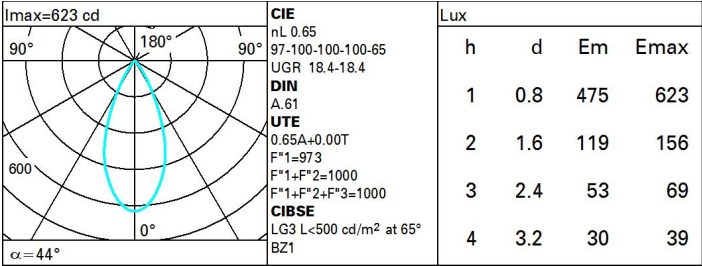
Total luminous flux at or above an angle of 90° [Lm]: 0
Emergency luminous flux [Lm]: /
Voltage [V]: -
Number of optical assemblies: 1

Optical assembly Characteristics Type 1

Light Output Ratio (L.O.R.) [%]: 65
Lamp code: LED
ZVEI Code: LED
Nominal power [W]: 7.2
Nominal luminous [Lm]: 530
Lamp maximum intensity [cd]: /
Beam angle [°]: 44°

Number of lamps for optical assembly: 1
Socket: /
Ballast losses [W]: 1.4
Colour temperature [K]: 2700
CRI: 90
Wavelength [Nm]: /
MacAdam Step: 3

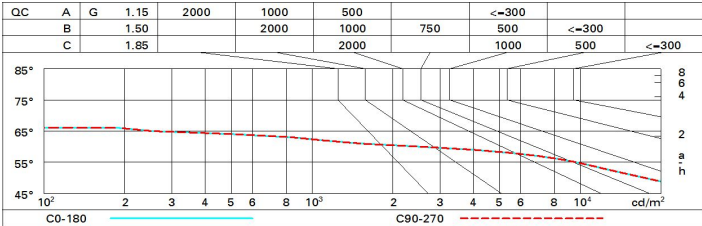
Polar



Utilisation factors

R	77	75	73	71	55	53	33	00	DRR
K0.8	58	55	53	51	54	52	52	50	76
1.0	61	58	56	54	57	55	55	53	81
1.5	64	62	60	59	61	59	59	57	88
2.0	66	64	63	62	63	62	62	60	92
2.5	67	66	65	64	65	64	64	62	95
3.0	68	67	67	66	66	66	65	63	97
4.0	69	68	68	67	67	67	66	64	99
5.0	69	69	68	68	68	67	66	65	100

Luminance curve limit



UGR diagram

Corrected UGR values (at 530 lm bare lamp luminous flux)											
Reflect.: ceiling/cav walls work pl. Room dim x y		0.70	0.70	0.50	0.50	0.30	0.70	0.70	0.50	0.50	0.30
		0.50	0.30	0.50	0.30	0.30	0.50	0.30	0.50	0.30	0.30
		0.20	0.20	0.20	0.20	0.20	0.20	0.20	0.20	0.20	0.20
		viewed crosswise					viewed endwise				
2H	2H	19.0	19.7	19.3	19.9	20.1	19.0	19.7	19.3	19.9	20.1
	3H	18.9	19.4	19.2	19.7	20.0	18.9	19.5	19.2	19.7	20.0
	4H	18.8	19.3	19.1	19.6	19.9	18.8	19.3	19.1	19.6	19.9
	6H	18.7	19.2	19.1	19.5	19.9	18.7	19.2	19.1	19.5	19.9
	8H	18.7	19.2	19.0	19.5	19.8	18.7	19.2	19.1	19.5	19.8
	12H	18.6	19.1	19.0	19.4	19.8	18.7	19.1	19.0	19.4	19.8
4H	2H	18.8	19.3	19.1	19.6	19.9	18.8	19.3	19.1	19.6	19.9
	3H	18.7	19.1	19.0	19.4	19.8	18.7	19.1	19.0	19.4	19.8
	4H	18.6	19.0	19.0	19.3	19.7	18.6	19.0	19.0	19.3	19.7
	6H	18.5	18.8	18.9	19.2	19.6	18.5	18.8	18.9	19.2	19.6
	8H	18.4	18.7	18.9	19.2	19.6	18.4	18.7	18.9	19.2	19.6
	12H	18.4	18.7	18.8	19.1	19.6	18.4	18.7	18.8	19.1	19.6
8H	4H	18.4	18.7	18.9	19.2	19.6	18.4	18.7	18.9	19.2	19.6
	6H	18.3	18.6	18.8	19.0	19.5	18.3	18.6	18.8	19.0	19.5
	8H	18.3	18.5	18.8	19.0	19.5	18.3	18.5	18.8	19.0	19.5
	12H	18.2	18.4	18.7	18.9	19.4	18.2	18.4	18.7	18.9	19.4
12H	4H	18.4	18.7	18.8	19.1	19.6	18.4	18.7	18.8	19.1	19.6
	6H	18.3	18.5	18.8	19.0	19.5	18.3	18.5	18.8	19.0	19.5
	8H	18.2	18.4	18.7	18.9	19.4	18.2	18.4	18.7	18.9	19.4
Variations with the observer position at spacing:											
S =		1.0H	5.2 / -10.8					5.2	/ -10.8		
		1.5H	7.9 / -25.4					7.9	/ -25.4		
		2.0H	9.5 / -35.8					9.5	/ -35.8		