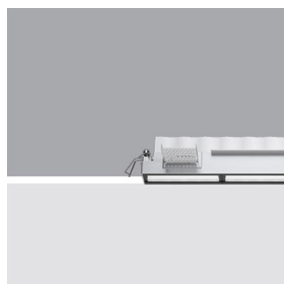


Last information update: June 2018



## Minimal 2x5 LED sections - Wall Washer

### Product code

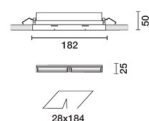
Q610

### Technical description

Miniaturized recessed linear luminaire for LED lamps. Despite the ultracompact size of the product, the patented technology of the optic system guarantees an efficient and homogeneous effect on walls from top to bottom and avoids shadow zones near the ceiling. Main body with die-cast zamak radiant surface, minimal (frameless) version for mounting flush with the ceiling. Flux enhancer - superpure aluminium reflector - asymmetrical textured PMMA screen - black polycarbonate internal perimeter frame. Supplied with DALI power supply unit connected to the luminaire.

### Installation

Recessed with steel wire springs on the specific adapter (included) which allows flush-mounting with the ceiling. Adapter fixed to false ceiling (compatible thicknesses of 12.5 / 15 / 20 mm) with screws; subsequent filling and smoothing operations; insertion of luminaire body and aesthetic end finishing. A special protective sheath allows finishing operations on the plasterboard to be simplified and speeded up. Preparation hole 28 x 184.



### Dimension (mm)

182x25x50

### Colour

Black (04)

### Weight (Kg)

0.55

### Mounting

ceiling recessed


### Wiring

On the power supply unit with terminal board included.

### Notes

The special steel wire spring provided is required to facilitate the eventual extraction of the recessed body once it has been inserted.

Complies with EN60598-1 and pertinent regulations



### Product configuration: Q610

#### Product characteristics

Total lighting output [Lm]: 494  
Total power [W]: 19.2  
Luminous efficacy [Lm/W]: 25.7  
Life Time: > 50,000h - L80 - B10 (Ta 25°C)

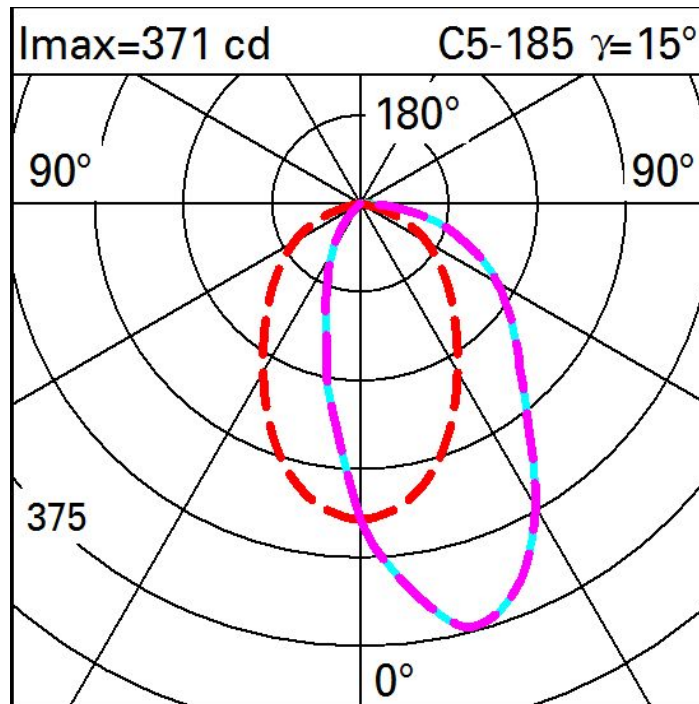
Total luminous flux at or above an angle of 90° [Lm]: 0  
Emergency luminous flux [Lm]: /  
Voltage [V]: 230  
Number of optical assemblies: 1

#### Optical assembly Characteristics Type 1

Light Output Ratio (L.O.R.) [%]: 38  
Lamp code: LED  
ZVEI Code: LED  
Nominal power [W]: 17  
Nominal luminous [Lm]: 1300  
Lamp maximum intensity [cd]: /  
Beam angle [°]: /

Number of lamps for optical assembly: 1  
Socket: /  
Ballast losses [W]: 2.2  
Colour temperature [K]: 2700  
CRI: 90  
Wavelength [nm]: /  
MacAdam Step: 3

Polar



Illuminances

