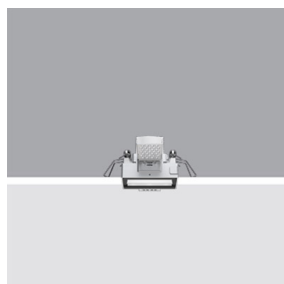


Last information update: June 2018

**Minimal 3 LED section - Wall Washer****Product code**

Q601

Technical description

Miniaturized recessed linear luminaire for LED lamps. Despite the ultracompact size of the product, the patented technology of the optic system guarantees an efficient and homogeneous effect on walls from top to bottom and avoids shadow zones near the ceiling. Main body with die-cast zamak radiant surface, minimal (frameless) version for mounting flush with the ceiling. Flux enhancer - superpure aluminium reflector - asymmetrical textured PMMA screen - black polycarbonate internal perimeter frame. Ballast not included, available with separate code.

Installation

Recessed with steel wire springs on the specific adapter (included) which allows flush-mounting with the ceiling. Adapter fixed to false ceiling (compatible thicknesses of 12.5 / 15 / 20 mm) with screws; subsequent filling and smoothing operations; insertion of luminaire body and aesthetic end finishing. A special protective sheath allows finishing operations on the plasterboard to be simplified and speeded up. Preparation hole 28 x 58.

Dimension (mm)

56x25x49

Colour

Black (04)

Weight (Kg)

0.16

Mounting

ceiling recessed


Wiring

Direct current ballasts to be ordered separately: ON-OFF - code no. MXF9 (min 1 / max 2); dimmable DALI - code no. BZM4 (min 1 / max 6) - check the instruction sheet for the lengths and compatible cross-sections of the cables to be used.

Notes

The special steel wire spring provided is required to facilitate the eventual extraction of the recessed body once it has been inserted.

Complies with EN60598-1 and pertinent regulations

**Product configuration: Q601****Product characteristics**

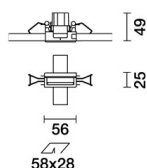
Total lighting output [Lm]: 145.2
 Total power [W]: 5.8
 Luminous efficacy [Lm/W]: 25
 Life Time: > 50,000h - L80 - B10 (Ta 25°C)

Total luminous flux at or above an angle of 90° [Lm]: 0
 Emergency luminous flux [Lm]: /
 Voltage [V]: -
 Number of optical assemblies: 1

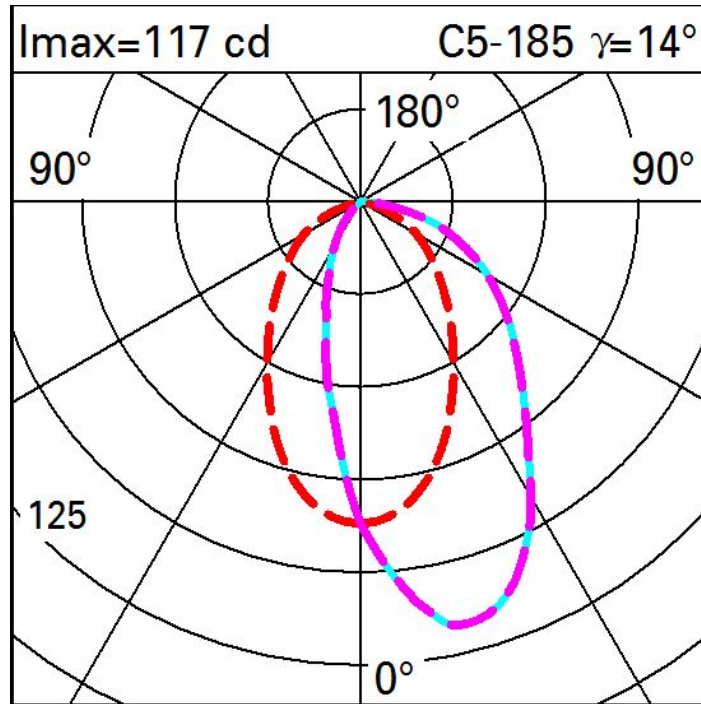
Optical assembly Characteristics Type 1

Light Output Ratio (L.O.R.) [%]: 33
 Lamp code: LED
 ZVEI Code: LED
 Nominal power [W]: 5.8
 Nominal luminous [Lm]: 440
 Lamp maximum intensity [cd]: /
 Beam angle [°]: /

Number of lamps for optical assembly: 1
 Socket: /
 Ballast losses [W]: 0
 Colour temperature [K]: 2700
 CRI: 90
 Wavelength [Nm]: /
 MacAdam Step: 3



Polar



Illuminances

