


Last information update: June 2018

**Minimal 15 cells - Medium beam - LED****Product code**

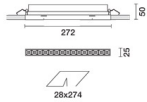
Q578

Technical description

Linear miniaturised recessed luminaire with 15 optical elements for LED lamps - fixed optic. Despite the ultracompact size of the product, the patented technology of the optic system guarantees an efficient flow and a high level of controlled glare visual comfort. Main body with die-cast zamak radiant surface, minimal (frameless) version for mounting flush with the ceiling. Metallised, thermoplastic, high definition Opti Beam reflectors, integrated in a set-back position in the anti-glare screen. Supplied with DALI power supply unit connected to the luminaire.

Installation

Recessed with steel wire springs on the specific adapter (included) which allows flush-mounting with the ceiling. Adapter fixed to false ceiling (compatible thicknesses of 12.5 / 15 / 20 mm) with screws; subsequent filling and smoothing operations; insertion of luminaire body and aesthetic end finishing. A special protective sheath allows finishing operations on the plasterboard to be simplified and speeded up. Preparation hole 28 x 274.

**Dimension (mm)**

272x25x50

Colour

White (01) | Black (04) | Brass (14) | (E6)

Weight (Kg)

0.7

Mounting

wall recessed|ceiling recessed

Wiring

On the power supply unit with terminal board included.

Notes

The special steel wire spring provided is required to facilitate the eventual extraction of the recessed body once it has been inserted.

Complies with EN60598-1 and pertinent regulations



IP20



pending

Product configuration: Q578**Product characteristics**

Total lighting output [Lm]: 1778
Total power [W]: 33
Luminous efficacy [Lm/W]: 53.9
Life Time: > 50,000h - L80 - B10 (Ta 25°C)

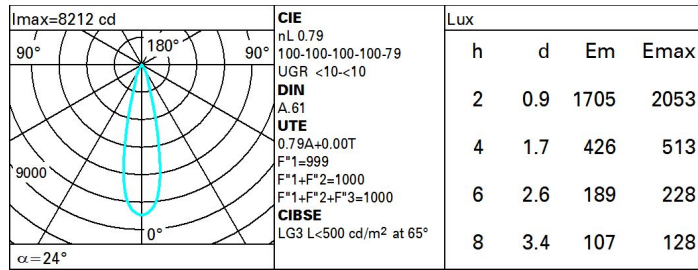
Total luminous flux at or above an angle of 90° [Lm]: 0
Emergency luminous flux [Lm]: /
Voltage [V]: 230
Number of optical assemblies: 1

Optical assembly Characteristics Type 1

Light Output Ratio (L.O.R.) [%]: 79
Lamp code: LED
ZVEI Code: LED
Nominal power [W]: 29
Nominal luminous [Lm]: 2250
Lamp maximum intensity [cd]: /
Beam angle [°]: 24°

Number of lamps for optical assembly: 1
Socket: /
Ballast losses [W]: 4
Colour temperature [K]: 3000
CRI: 90
Wavelength [Nm]: /
MacAdam Step: 3

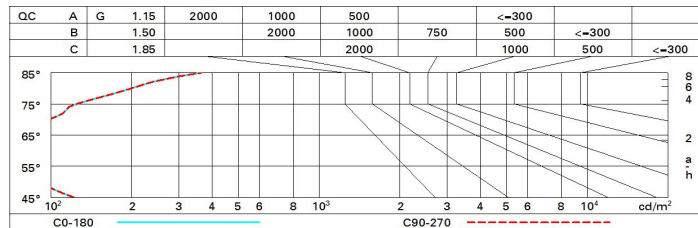
Polar



Utilisation factors

R	77	75	73	71	55	53	33	00	DRR
K0.8	71	68	65	63	67	65	64	62	78
1.0	75	71	69	67	70	68	68	66	83
1.5	78	76	74	72	75	73	72	70	89
2.0	81	79	77	76	78	76	76	73	93
2.5	82	81	80	79	80	79	78	76	96
3.0	83	82	81	81	81	80	79	77	98
4.0	84	83	83	82	82	82	80	79	99
5.0	84	84	84	83	83	82	81	79	100

Luminance curve limit



UGR diagram

Corrected UGR values (at 2250 lm bare lamp luminous flux)											
Reflect.:											
ceiling/cav		0.70	0.70	0.50	0.50	0.30	0.70	0.70	0.50	0.50	0.30
walls		0.50	0.30	0.50	0.30	0.30	0.50	0.30	0.50	0.30	0.30
work pl.		0.20	0.20	0.20	0.20	0.20	0.20	0.20	0.20	0.20	0.20
Room dim		viewed					viewed				
x	y	crosswise					endwise				
2H	2H	2.3	4.4	2.7	4.8	5.1	2.3	4.4	2.7	4.8	5.1
	3H	2.2	3.8	2.6	4.1	4.5	2.2	3.8	2.6	4.1	4.5
	4H	2.1	3.5	2.5	3.8	4.1	2.1	3.5	2.5	3.8	4.1
	6H	2.1	3.1	2.5	3.5	3.8	2.1	3.1	2.5	3.4	3.8
	8H	2.0	3.1	2.4	3.4	3.8	2.0	3.1	2.4	3.4	3.8
	12H	2.0	3.0	2.4	3.4	3.8	2.0	3.0	2.4	3.4	3.7
4H	2H	2.1	3.5	2.5	3.8	4.1	2.1	3.5	2.5	3.8	4.1
	3H	2.0	3.0	2.4	3.4	3.7	2.0	3.0	2.4	3.4	3.7
	4H	1.9	2.9	2.3	3.3	3.7	1.9	2.9	2.3	3.3	3.7
	6H	1.5	3.2	2.0	3.6	4.1	1.5	3.2	2.0	3.6	4.1
	8H	1.4	3.3	1.9	3.8	4.3	1.4	3.3	1.9	3.7	4.2
	12H	1.3	3.3	1.8	3.8	4.3	1.3	3.2	1.8	3.7	4.2
8H	4H	1.4	3.3	1.9	3.7	4.2	1.4	3.3	1.9	3.8	4.3
	6H	1.3	3.1	1.8	3.6	4.1	1.3	3.1	1.8	3.6	4.1
	8H	1.3	2.9	1.8	3.4	3.9	1.3	2.9	1.8	3.4	3.9
	12H	1.5	2.5	2.0	3.0	3.5	1.4	2.5	2.0	3.0	3.5
12H	4H	1.3	3.2	1.8	3.7	4.2	1.3	3.3	1.8	3.8	4.3
	6H	1.3	2.8	1.8	3.3	3.9	1.3	2.9	1.8	3.4	3.9
	8H	1.4	2.5	2.0	3.0	3.5	1.5	2.5	2.0	3.0	3.5
Variations with the observer position at spacing:											
S =	1.0H	6.9 / -11.5					6.9 / -11.5				
	1.5H	9.7 / -11.7					9.7 / -11.7				
	2.0H	11.7 / -11.8					11.7 / -11.8				