


Last information update: June 2018

**Minimal 15 cells - Wideflood beam - LED****Product code**

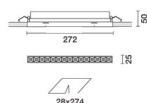
Q577

Technical description

Linear miniaturised recessed luminaire with 15 optical elements for LED lamps - fixed optic. Despite the ultracompact size of the product, the patented technology of the optic system guarantees an efficient flow and a high level of controlled glare visual comfort. Main body with die-cast zamak radiant surface, minimal (frameless) version for mounting flush with the ceiling. Metallised, thermoplastic, high definition Opti Beam reflectors, integrated in a set-back position in the anti-glare screen. Supplied with DALI power supply unit connected to the luminaire.

Installation

Recessed with steel wire springs on the specific adapter (included) which allows flush-mounting with the ceiling. Adapter fixed to false ceiling (compatible thicknesses of 12.5 / 15 / 20 mm) with screws; subsequent filling and smoothing operations; insertion of luminaire body and aesthetic end finishing. A special protective sheath allows finishing operations on the plasterboard to be simplified and speeded up. Preparation hole 28 x 274.

**Dimension (mm)**

272x25x50

Colour

White (01) | Black (04) | Brass (14) | (E6)

Weight (Kg)

0.7

Mounting

wall recessed|ceiling recessed

Wiring

On the power supply unit with terminal board included.

Notes

The special steel wire spring provided is required to facilitate the eventual extraction of the recessed body once it has been inserted.

Complies with EN60598-1 and pertinent regulations



pending

Product configuration: Q577**Product characteristics**

Total lighting output [Lm]: 2117
Total power [W]: 33
Luminous efficacy [Lm/W]: 64.1
Life Time: > 50,000h - L80 - B10 (Ta 25°C)

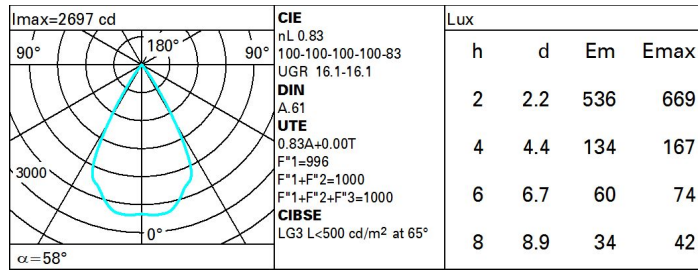
Total luminous flux at or above an angle of 90° [Lm]: 0
Emergency luminous flux [Lm]: /
Voltage [V]: 230
Number of optical assemblies: 1

Optical assembly Characteristics Type 1

Light Output Ratio (L.O.R.) [%]: 83
Lamp code: LED
ZVEI Code: LED
Nominal power [W]: 29
Nominal luminous [Lm]: 2550
Lamp maximum intensity [cd]: /
Beam angle [°]: 58°

Number of lamps for optical assembly: 1
Socket: /
Ballast losses [W]: 4
Colour temperature [K]: 4000
CRI: 90
Wavelength [Nm]: /
MacAdam Step: 3

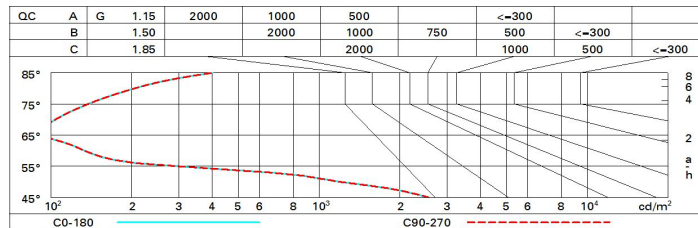
Polar



Utilisation factors

R	77	75	73	71	55	53	33	00	DRR
K0.8	75	71	68	66	70	68	68	65	78
1.0	78	75	72	70	74	72	71	69	83
1.5	82	79	77	76	78	77	76	73	89
2.0	85	83	81	80	82	80	79	77	93
2.5	86	85	84	83	84	83	82	79	96
3.0	87	86	85	85	85	84	83	81	98
4.0	88	87	87	86	86	86	84	82	99
5.0	89	88	88	88	87	86	85	83	100

Luminance curve limit



UGR diagram

Corrected UGR values (at 2550 lm bare lamp luminous flux)											
Reflect.:		viewed crosswise					viewed endwise				
ceiling/cav		0.70	0.70	0.50	0.50	0.30	0.70	0.70	0.50	0.50	0.30
walls		0.50	0.30	0.50	0.30	0.30	0.50	0.30	0.50	0.30	0.30
work pl.		0.20	0.20	0.20	0.20	0.20	0.20	0.20	0.20	0.20	0.20
Room dim		viewed crosswise					viewed endwise				
x	y										
2H	2H	16.7	17.2	17.0	17.4	17.6	16.7	17.2	17.0	17.4	17.6
	3H	16.6	17.0	16.9	17.3	17.6	16.6	17.0	16.9	17.3	17.6
	4H	16.5	16.9	16.9	17.2	17.5	16.5	16.9	16.9	17.2	17.5
	6H	16.4	16.8	16.8	17.1	17.4	16.4	16.8	16.8	17.1	17.4
	8H	16.4	16.8	16.8	17.1	17.4	16.4	16.8	16.8	17.1	17.4
	12H	16.4	16.7	16.7	17.0	17.4	16.4	16.7	16.7	17.0	17.4
4H	2H	16.5	16.9	16.9	17.2	17.5	16.5	16.9	16.9	17.2	17.5
	3H	16.4	16.7	16.7	17.0	17.4	16.4	16.7	16.7	17.0	17.4
	4H	16.3	16.6	16.7	16.9	17.3	16.3	16.6	16.7	16.9	17.3
	6H	16.2	16.5	16.6	16.9	17.3	16.2	16.5	16.6	16.8	17.3
	8H	16.1	16.4	16.6	16.8	17.2	16.1	16.4	16.6	16.8	17.2
	12H	16.1	16.3	16.5	16.7	17.2	16.1	16.3	16.5	16.7	17.2
8H	4H	16.1	16.4	16.6	16.8	17.2	16.1	16.4	16.6	16.8	17.2
	6H	16.0	16.2	16.5	16.7	17.2	16.0	16.2	16.5	16.7	17.2
	8H	16.0	16.2	16.5	16.6	17.1	16.0	16.2	16.5	16.6	17.1
	12H	15.9	16.1	16.4	16.6	17.1	15.9	16.1	16.4	16.6	17.1
12H	4H	16.1	16.3	16.5	16.7	17.2	16.1	16.3	16.5	16.7	17.2
	6H	16.0	16.2	16.5	16.6	17.1	16.0	16.2	16.5	16.6	17.1
	8H	15.9	16.1	16.4	16.6	17.1	15.9	16.1	16.4	16.6	17.1
Variations with the observer position at spacing:											
S =	1.0H	6.5 / -24.9					6.5 / -24.9				
	1.5H	9.4 / -25.6					9.4 / -25.6				
	2.0H	11.4 / -25.8					11.4 / -25.8				