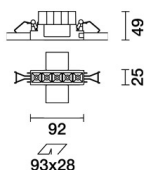



Last information update: June 2018

**Minimal 5 cells - Wideflood beam - LED****Product code**

Q551

**Technical description**

Linear miniaturised recessed luminaire with 5 optical elements for LED lamps - fixed optic. Despite the ultracompact size of the product, the patented technology of the optic system guarantees an efficient flow and a high level of controlled glare visual comfort. Main body with die-cast zamak radiant surface, minimal (frameless) version for mounting flush with the ceiling. Metallised, thermoplastic, high definition Opti Beam reflectors, integrated in a set-back position in the anti-glare screen. Supplied with a power supply unit connected to the luminaire.

**Installation**

Recessed with steel wire springs on the specific adapter (included) which allows flush-mounting with the ceiling. Adapter fixed to false ceiling (compatible thicknesses of 12.5 / 15 / 20 mm) with screws; subsequent filling and smoothing operations; insertion of luminaire body and aesthetic end finishing. A special protective sheath allows finishing operations on the plasterboard to be simplified and speeded up. Preparation hole 28 x 94.

**Dimension (mm)**

92x25x49

**Colour**

White (01) | Black (04) | Brass (14) | (E6)

**Weight (Kg)**

0.37

**Mounting**

wall recessed|ceiling recessed

**Wiring**

On the power supply unit with terminal board included.

**Notes**

The special steel wire spring provided is required to facilitate the eventual extraction of the recessed body once it has been inserted.

Complies with EN60598-1 and pertinent regulations

**Product configuration: Q551****Product characteristics**

Total lighting output [Lm]: 647  
Total power [W]: 12.7  
Luminous efficacy [Lm/W]: 51  
Life Time: > 50,000h - L80 - B10 (Ta 25°C)

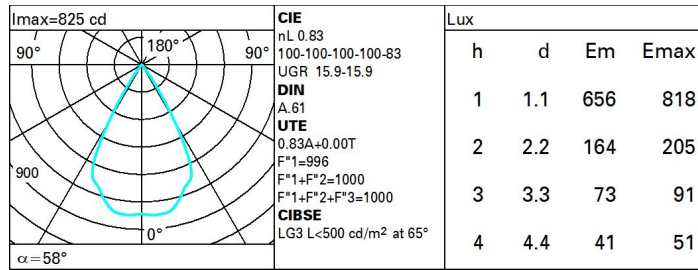
Total luminous flux at or above an angle of 90° [Lm]: 0  
Emergency luminous flux [Lm]: /  
Voltage [V]: 230  
Number of optical assemblies: 1

**Optical assembly Characteristics Type 1**

Light Output Ratio (L.O.R.) [%]: 83  
Lamp code: LED  
ZVEI Code: LED  
Nominal power [W]: 9.7  
Nominal luminous [Lm]: 780  
Lamp maximum intensity [cd]: /  
Beam angle [°]: 58°

Number of lamps for optical assembly: 1  
Socket: /  
Ballast losses [W]: 3  
Colour temperature [K]: 3000  
CRI: 90  
Wavelength [Nm]: /  
MacAdam Step: 3

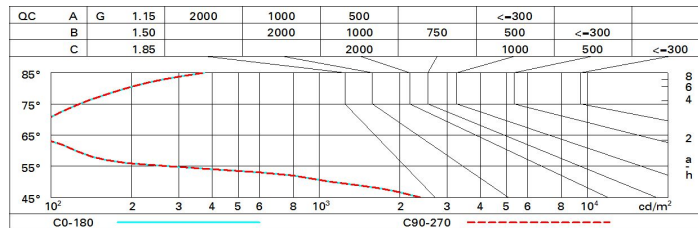
**Polar**



**Utilisation factors**

R	77	75	73	71	55	53	33	00	DRR
K0.8	75	71	68	66	70	68	68	65	78
1.0	78	75	72	70	74	72	71	69	83
1.5	82	79	77	76	78	77	76	73	89
2.0	85	83	81	80	82	80	79	77	93
2.5	86	85	84	83	84	83	82	79	96
3.0	87	86	85	85	85	84	83	81	98
4.0	88	87	87	86	86	86	84	82	99
5.0	89	88	88	88	87	86	85	83	100

**Luminance curve limit**



**UGR diagram**

Corrected UGR values (at 780 lm bare lamp luminous flux)											
Reflect.:		0.70	0.70	0.50	0.50	0.30	0.70	0.70	0.50	0.50	0.30
ceiling/cav		0.70	0.70	0.50	0.50	0.30	0.70	0.70	0.50	0.50	0.30
walls		0.50	0.30	0.50	0.30	0.30	0.50	0.30	0.50	0.30	0.30
work pl.		0.20	0.20	0.20	0.20	0.20	0.20	0.20	0.20	0.20	0.20
Room dim		viewed crosswise					viewed endwise				
x	y										
2H	2H	16.5	16.9	16.7	17.2	17.4	16.5	16.9	16.7	17.2	17.4
	3H	16.3	16.8	16.6	17.0	17.3	16.3	16.8	16.6	17.0	17.3
	4H	16.3	16.7	16.6	16.9	17.2	16.3	16.7	16.6	16.9	17.2
	6H	16.2	16.6	16.5	16.9	17.2	16.2	16.6	16.5	16.9	17.2
	8H	16.2	16.5	16.5	16.8	17.2	16.2	16.5	16.5	16.8	17.2
	12H	16.1	16.5	16.5	16.8	17.1	16.1	16.5	16.5	16.8	17.1
4H	2H	16.3	16.7	16.6	16.9	17.2	16.3	16.7	16.6	16.9	17.2
	3H	16.1	16.5	16.5	16.8	17.1	16.1	16.5	16.5	16.8	17.1
	4H	16.0	16.3	16.4	16.7	17.1	16.0	16.3	16.4	16.7	17.1
	6H	15.9	16.2	16.4	16.6	17.0	15.9	16.2	16.4	16.6	17.0
	8H	15.9	16.1	16.3	16.5	17.0	15.9	16.1	16.3	16.5	17.0
	12H	15.8	16.1	16.3	16.5	16.9	15.8	16.1	16.3	16.5	16.9
8H	4H	15.9	16.1	16.3	16.5	17.0	15.9	16.1	16.3	16.5	17.0
	6H	15.8	16.0	16.3	16.4	16.9	15.8	16.0	16.3	16.4	16.9
	8H	15.7	15.9	16.2	16.4	16.9	15.7	15.9	16.2	16.4	16.9
	12H	15.7	15.8	16.2	16.3	16.8	15.7	15.8	16.2	16.3	16.8
12H	4H	15.8	16.1	16.3	16.5	16.9	15.8	16.1	16.3	16.5	16.9
	6H	15.7	15.9	16.2	16.4	16.9	15.7	15.9	16.2	16.4	16.9
	8H	15.7	15.8	16.2	16.3	16.8	15.7	15.8	16.2	16.3	16.8
Variations with the observer position at spacing:											
S =	1.0H	6.5 / -24.9					6.5 / -24.9				
	1.5H	9.4 / -25.6					9.4 / -25.6				
	2.0H	11.4 / -25.8					11.4 / -25.8				