


Laser Blade XS

Design iGuzzini

iGuzzini

Last information update: June 2018



Frame 5 cells - Wideflood beam - LED

Product code

Q486

Technical description

Linear miniaturised recessed luminaire with 5 optical elements for LED lamps - fixed optics. Despite the ultracompact size of the product, the patented technology of the optic system guarantees an efficient flow and a high level of controlled glare visual comfort. Main body with die-cast aluminium radiant surface, version with perimeter surface frame. Metallised, thermoplastic, high definition Opti Beam reflectors, integrated in a set-back position in the anti-glare screen. Supplied with a power supply unit connected to the luminaire.

Installation

Recessed with steel wire springs for false ceilings from 1 to 25 mm thick - preparation hole 24 x 96.

Dimension (mm)

100x28x50

Colour

White (01) | White/Brass (41) | Black/Black (43) | Black/White (47) | Grey/Black (74) | (E7)

Weight (Kg)

0.35

Mounting

wall recessed|ceiling recessed

Wiring

On the power supply unit with terminal board included.

Notes

.

Complies with EN60598-1 and pertinent regulations



IP20



Product configuration: Q486

Product characteristics

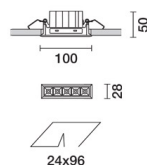
Total lighting output [Lm]: 739
Total power [W]: 12.7
Luminous efficacy [Lm/W]: 58.2
Life Time: > 50,000h - L80 - B10 (Ta 25°C)

Total luminous flux at or above an angle of 90° [Lm]: 0
Emergency luminous flux [Lm]: /
Voltage [V]: 230
Number of optical assemblies: 1

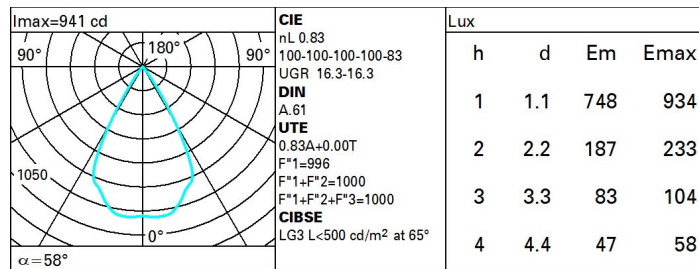
Optical assembly Characteristics Type 1

Light Output Ratio (L.O.R.) [%]: 83
Lamp code: LED
ZVEI Code: LED
Nominal power [W]: 9.8
Nominal luminous [Lm]: 890
Lamp maximum intensity [cd]: /
Beam angle [°]: 58°

Number of lamps for optical assembly: 1
Socket: /
Ballast losses [W]: 2.9
Colour temperature [K]: 4000
CRI: 90
Wavelength [Nm]: /
MacAdam Step: 3



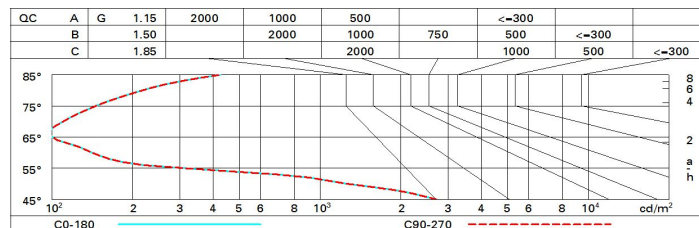
Polar



Utilisation factors

R	77	75	73	71	55	53	33	00	DRR
K0.8	75	71	68	66	70	68	68	65	78
1.0	78	75	72	70	74	72	71	69	83
1.5	82	79	77	76	78	77	76	73	89
2.0	85	83	81	80	82	80	79	77	93
2.5	86	85	84	83	84	83	82	79	96
3.0	87	86	85	85	85	84	83	81	98
4.0	88	87	87	86	86	86	84	82	99
5.0	89	88	88	88	87	86	85	83	100

Luminance curve limit



UGR diagram

Corrected UGR values (at 890 lm bare lamp luminous flux)												
Reflect.: ceiling/cav walls work pl. Room dim x y		0.70	0.70	0.50	0.50	0.30	0.70	0.70	0.50	0.50	0.30	0.30
		0.50	0.30	0.50	0.30	0.30	0.50	0.30	0.50	0.30	0.30	0.30
		0.20	0.20	0.20	0.20	0.20	0.20	0.20	0.20	0.20	0.20	0.20
		viewed crosswise					viewed endwise					
2H	2H	16.9	17.4	17.2	17.6	17.8	16.9	17.4	17.2	17.6	17.8	17.8
	3H	16.8	17.2	17.1	17.5	17.7	16.8	17.2	17.1	17.5	17.7	17.7
	4H	16.7	17.1	17.1	17.4	17.7	16.7	17.1	17.1	17.4	17.7	17.7
	6H	16.6	17.0	17.0	17.3	17.6	16.6	17.0	17.0	17.3	17.6	17.6
	8H	16.6	17.0	17.0	17.3	17.6	16.6	17.0	17.0	17.3	17.6	17.6
	12H	16.6	16.9	16.9	17.2	17.6	16.6	16.9	16.9	17.2	17.6	17.6
4H	2H	16.7	17.1	17.1	17.4	17.7	16.7	17.1	17.1	17.4	17.7	17.7
	3H	16.6	16.9	16.9	17.2	17.6	16.6	16.9	16.9	17.2	17.6	17.6
	4H	16.5	16.8	16.9	17.1	17.5	16.5	16.8	16.9	17.1	17.5	17.5
	6H	16.4	16.7	16.8	17.0	17.5	16.4	16.7	16.8	17.0	17.5	17.5
	8H	16.3	16.6	16.8	17.0	17.4	16.3	16.6	16.8	17.0	17.4	17.4
	12H	16.3	16.5	16.7	16.9	17.4	16.3	16.5	16.7	16.9	17.4	17.4
8H	4H	16.3	16.6	16.8	17.0	17.4	16.3	16.6	16.8	17.0	17.4	17.4
	6H	16.2	16.4	16.7	16.9	17.4	16.2	16.4	16.7	16.9	17.4	17.4
	8H	16.2	16.4	16.7	16.8	17.3	16.2	16.4	16.7	16.8	17.3	17.3
	12H	16.1	16.3	16.6	16.8	17.3	16.1	16.3	16.6	16.8	17.3	17.3
12H	4H	16.3	16.5	16.7	16.9	17.4	16.3	16.5	16.7	16.9	17.4	17.4
	6H	16.2	16.4	16.7	16.8	17.3	16.2	16.4	16.7	16.8	17.3	17.3
	8H	16.1	16.3	16.6	16.8	17.3	16.1	16.3	16.6	16.8	17.3	17.3
Variations with the observer position at spacing:												
S =		1.0H	6.5 / -24.9					6.5 / -24.9				
		1.5H	9.4 / -25.6					9.4 / -25.6				
		2.0H	11.4 / -25.8					11.4 / -25.8				