


Last information update: June 2018



Frame 1 cell - Medium beam - LED

Product code

Q463

Technical description

Square miniaturised recessed luminaire for a single LED lamp - fixed optic. Despite the ultracompact size of the product, the patented technology of the optic system guarantees an efficient flow and a high level of controlled glare visual comfort. Main body with die-cast zamak radiant surface, version with perimeter surface frame. Metallised, thermoplastic, high definition Opti Beam reflector, integrated in a set-back position in the anti-glare screen. Ballast not included, available with separate code.

Installation

Recessed with steel wire springs for false ceilings from 1 to 25 mm thick - preparation hole 24 x 24.

Dimension (mm)

28x28x50

Colour

White (01) | White/Brass (41) | Black/Black (43) | Black/White (47) | Grey/Black (74) | (E7)

Weight (Kg)

0.07

Mounting

wall recessed|ceiling recessed

Wiring

Direct current ballasts to be ordered separately: ON-OFF - code no. MXF9 (min 1 / max 8); dimmable DALI - code no. BZM4 (min 2 / max 20) - check the instruction sheet for the lengths and compatible cross-sections of the cables to be used.

Notes

.

Complies with EN60598-1 and pertinent regulations



Product configuration: Q463

Product characteristics

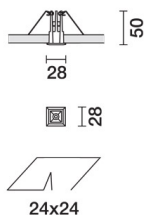
Total lighting output [Lm]: 122
 Total power [W]: 2
 Luminous efficacy [Lm/W]: 60.8
 Life Time: > 50,000h - L80 - B10 (Ta 25°C)

Total luminous flux at or above an angle of 90° [Lm]: 0
 Emergency luminous flux [Lm]: /
 Voltage [V]: -
 Number of optical assemblies: 1

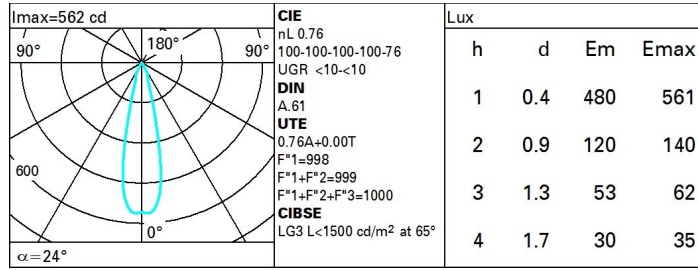
Optical assembly Characteristics Type 1

Light Output Ratio (L.O.R.) [%]: 76
 Lamp code: LED
 ZVEI Code: LED
 Nominal power [W]: 2
 Nominal luminous [Lm]: 160
 Lamp maximum intensity [cd]: /
 Beam angle [°]: 24°

Number of lamps for optical assembly: 1
 Socket: /
 Ballast losses [W]: 0
 Colour temperature [K]: 2700
 CRI: 90
 Wavelength [Nm]: /
 MacAdam Step: 3



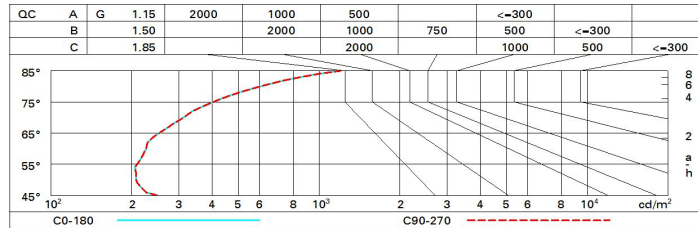
Polar



Utilisation factors

R	77	75	73	71	55	53	33	00	DRR
K0.8	69	65	63	61	65	62	62	60	78
1.0	72	69	66	65	68	66	65	63	83
1.5	75	73	71	69	72	70	70	67	89
2.0	77	76	74	73	75	73	73	71	93
2.5	79	78	77	76	77	76	75	73	96
3.0	80	79	78	78	78	77	76	74	98
4.0	81	80	80	79	79	78	77	75	99
5.0	81	81	80	80	80	79	78	76	100

Luminance curve limit



UGR diagram

Corrected UGR values (at 100 lm bare lamp luminous flux)											
Reflect.:		0.70	0.70	0.50	0.50	0.30	0.70	0.70	0.50	0.50	0.30
ceiling		0.70	0.70	0.50	0.50	0.30	0.70	0.70	0.50	0.50	0.30
walls		0.50	0.30	0.50	0.30	0.30	0.50	0.30	0.50	0.30	0.30
work pl.		0.20	0.20	0.20	0.20	0.20	0.20	0.20	0.20	0.20	0.20
Room dim		viewed crosswise					viewed endwise				
x	y										
2H	2H	3.8	5.9	4.2	6.2	6.6	3.8	5.9	4.2	6.2	6.6
	3H	3.7	5.3	4.1	5.6	5.9	3.7	5.2	4.0	5.6	5.9
	4H	3.6	5.0	4.0	5.3	5.6	3.6	4.9	4.0	5.2	5.6
	6H	3.6	4.7	4.0	5.0	5.4	3.6	4.6	3.9	4.9	5.3
	8H	3.6	4.7	4.0	5.0	5.4	3.5	4.5	3.9	4.9	5.2
	12H	3.7	4.7	4.1	5.0	5.4	3.5	4.5	3.9	4.8	5.2
4H	2H	3.6	4.9	4.0	5.2	5.6	3.6	5.0	4.0	5.3	5.6
	3H	3.5	4.5	3.9	4.9	5.3	3.5	4.5	3.9	4.9	5.3
	4H	3.4	4.4	3.8	4.8	5.2	3.4	4.4	3.8	4.8	5.2
	6H	3.1	4.8	3.6	5.3	5.7	3.1	4.8	3.5	5.2	5.7
	8H	3.1	5.0	3.6	5.4	5.9	2.9	4.8	3.4	5.3	5.8
	12H	3.1	5.1	3.6	5.5	6.1	2.8	4.8	3.4	5.3	5.8
8H	4H	2.9	4.8	3.4	5.3	5.8	3.1	5.0	3.6	5.4	5.9
	6H	3.0	4.7	3.5	5.2	5.8	3.0	4.8	3.6	5.3	5.8
	8H	3.1	4.6	3.6	5.1	5.7	3.1	4.6	3.6	5.1	5.7
	12H	3.5	4.4	4.0	4.9	5.5	3.3	4.3	3.8	4.8	5.3
12H	4H	2.8	4.8	3.4	5.3	5.8	3.1	5.1	3.6	5.5	6.1
	6H	3.0	4.5	3.5	5.0	5.6	3.2	4.8	3.7	5.3	5.8
	8H	3.3	4.3	3.8	4.8	5.3	3.5	4.4	4.0	4.9	5.5
Variations with the observer position at spacing:											
S =	1.0H	6.3 / -5.9					6.3 / -5.9				
	1.5H	9.0 / -6.0					9.0 / -6.0				
	2.0H	11.0 / -6.1					11.0 / -6.1				