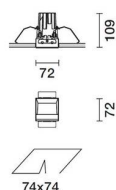
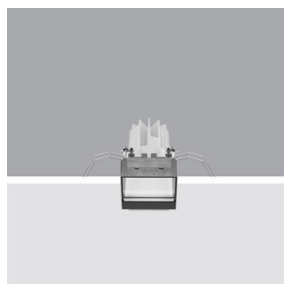


Last information update: May 2018

**Minimal recessed luminaire - Warm White LED - Wall Washer - DALI****Product code**

P973

Technical description

Recessed luminaire with wall washer fixed optic for warm white LED 2700K with high colour rendering index. Passive cooling system. Luminaire body with die-cast radiant aluminium surface, for flush installation on ceilings (frameless). Adapter for false ceilings with bracket system adapting to panel thickness, for installation flush with the ceiling. Special asymmetrical optical systems for defined light distribution on the wall with no shadow areas. Reflector - flow recuperator in superpure aluminium, diffuser - PMMA refractor, thermoplastic containment structure. Supplied with DALI dimmable power supply unit connected to the luminaire.

Installation

Recessed with anti-fall steel wire springs on a specific adapter (included), ensuring flush installation on ceiling. Fixed to false ceiling with adapter screws (thickness from 12.5 mm to 25 mm); the wall is then filled and skim-coated; insertion of recess and finishing touches. Recess opening 74 x 74 mm. To ensure proper lighting of walls, check distances and centre to centre distances on the instructions sheet.

Dimension (mm)

72x72x109

Colour

White (01) | Black (04)

Weight (Kg)

0.56

Mounting

wall recessed|ceiling recessed

Wiring

Quick-fit power supply connection to terminal block - Digital electronic wiring enables dimming with DALI or TOUCH DIM systems.

Complies with EN60598-1 and pertinent regulations

IP20 IP43 On the visible part of the product once installed

**Product configuration: P973.01****Product characteristics**

Total lighting output [Lm]: 569.9
Total power [W]: 11.5
Luminous efficacy [Lm/W]: 49.6
Life Time: 50,000h - L80 - B10 (Ta 25°C)

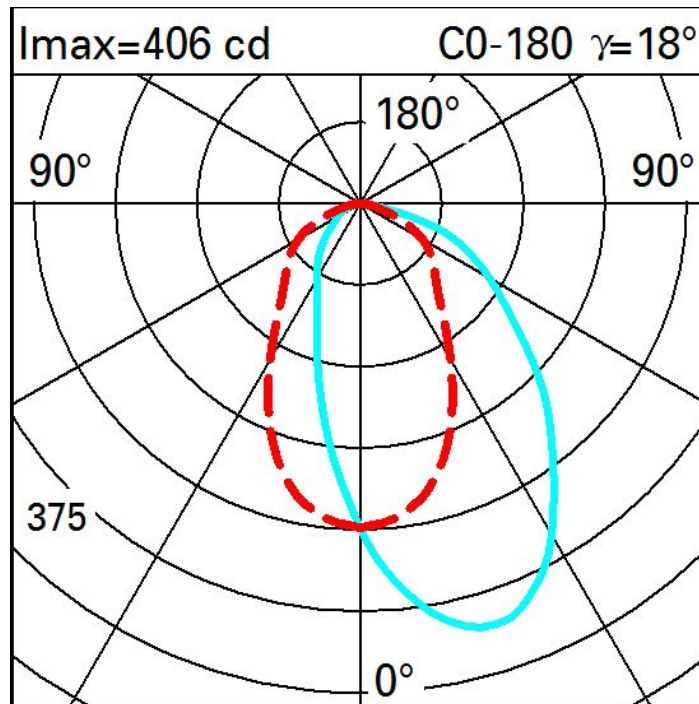
Total luminous flux at or above an angle of 90° [Lm]: 0
Emergency luminous flux [Lm]: /
Voltage [V]: 230
Number of optical assemblies: 1

Optical assembly Characteristics Type 1

Light Output Ratio (L.O.R.) [%]: 57
Lamp code: LED
ZVEI Code: LED
Nominal power [W]: 9.1
Nominal luminous [Lm]: 1000
Lamp maximum intensity [cd]: /
Beam angle [°]: /

Number of lamps for optical assembly: 1
Socket: /
Ballast losses [W]: 2.4
Colour temperature [K]: 2700
CRI: 90
Wavelength [Nm]: /
MacAdam Step: 3

Polar



Illuminances

Lux												Wall distance = 1m	
3													
	0.2	0.5	1	4	12	36	38	19	8	3	1		
2	0.6	1	3	7	21	36	36	24	13	7	4		
	0.8	1	3	8	15	25	29	21	13	7	4		
1	0.9	2	3	6	10	18	21	17	11	7	4		
	0.9	2	3	4	7	12	14	13	10	6	4		
0													
	m	-2	-1	0	1	2	3						