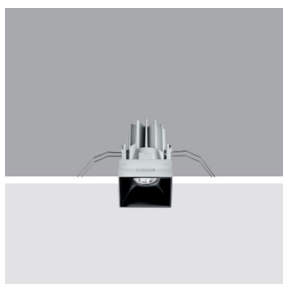


Last information update: May 2018



Fixed, Recessed luminaire - Minimal - Warm LED - Incorporated DALI dimmable power supply - Medium optic Beam

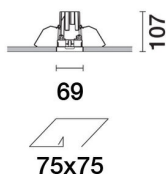
Product code
P955

Technical description

Fixed optic, recessed luminaire for a 2700K warm white LED lamp with a high color rendering index. Flush with ceiling version (frameless). Passive heat dissipation system. Lamp body with radiant surface made of die-cast aluminum. False ceiling adapter with bracket system that adapts to the thickness of the panels. Metallised, thermoplastic, high definition optic, integrated in a rear position in the anti-glare screen. Glass cover for LED lamp. The structure of the optical system produces light emission with controlled luminance (UGR < 19). Equipped with a dimmable DALI ballast connected to the luminaire.

Installation

recessed with steel wire springs on the specific adapter (included) which allows flush-mounting with the ceiling. Adapter fixed to false ceiling (between 12.5 mm and 25 mm thick) with self-tapping screws; subsequent filling and smoothing operations; insertion of luminaire body and aesthetic finishing. Preparation slot 75 x 75. Installation permitted in either a horizontal or vertical position.



Dimension (mm)

72x72x107

Colour

White (01) | Black (04)

Weight (Kg)

0.56

Mounting

wall recessed|ceiling recessed

Wiring

on the control gears box with quick-coupling connections. Digital electronic cabling that allows dimming to be performed with DALI protocol or a pushbutton switch (DIM SWITCH).

Notes

The product with its white finish (01) includes an optic ring for limiting luminance; a feature that renders a performance of UGR < 19 and determines slight variations in the opening of the optic (32°) and yield (0.73).

Complies with EN60598-1 and pertinent regulations



Product configuration: P955.01

Product characteristics

Total lighting output [Lm]: 692.8
Total power [W]: 11.6
Luminous efficacy [Lm/W]: 59.7
Life Time: 50,000h - L80 - B10 (Ta 25°C)

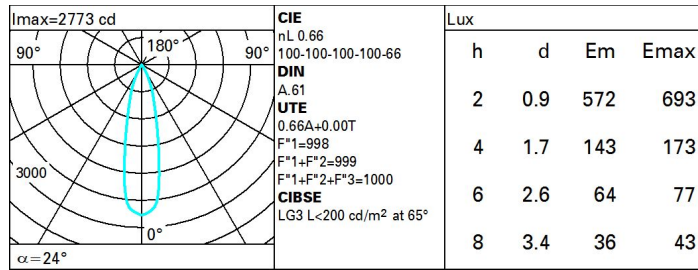
Total luminous flux at or above an angle of 90° [Lm]: 0
Emergency luminous flux [Lm]: /
Voltage [V]: 230
Number of optical assemblies: 1

Optical assembly Characteristics Type 1

Light Output Ratio (L.O.R.) [%]: 66
Lamp code: LED
ZVEI Code: LED
Nominal power [W]: 9.2
Nominal luminous [Lm]: 1050
Lamp maximum intensity [cd]: /
Beam angle [°]: 24°

Number of lamps for optical assembly: 1
Socket: /
Ballast losses [W]: 2.4
Colour temperature [K]: 2700
CRI: 90
Wavelength [Nm]: /
MacAdam Step: 3

Polar



Utilisation factors

R	77	75	73	71	55	53	33	00	DRR
K0.8	60	57	54	53	56	54	54	52	78
1.0	62	59	57	56	59	57	57	55	83
1.5	65	63	62	60	62	61	60	58	89
2.0	67	66	65	64	65	64	63	61	93
2.5	68	67	66	66	66	66	65	63	96
3.0	69	69	68	67	67	67	66	64	98
4.0	70	70	69	69	68	68	67	66	99
5.0	71	70	70	70	69	69	68	66	100

Luminance curve limit

