

Deep Minimal

Design iGuzzini

iGuzzini

Last information update: May 2018



Deep Minimal - 3 elements - CoB warm LED - wide flood beam - dimmable DALI

Product code

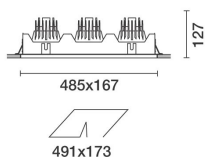
P944

Technical description

Three element recessed luminaire for LED lamps. Minimal (frameless) version with no contact frame. Shaped stainless steel sheet structural frame specifically designed for flush with ceiling application using the adapter supplied. Die-cast aluminium, twin swivel universal joints located in a position set back from the installation surface to guarantee a high level of visual comfort. Tilts $\pm 30^\circ$ around both the horizontal and vertical axes. Die-cast aluminium lighting bodies designed to optimise heat dispersal. High efficiency aluminium reflectors - wide flood angle. High color rendering index, warm white LED lamps. Each lamp unit has its own glass cover. DALI dimmable control gear units included.

Installation

Recessed in 12.5 mm thick false ceilings. The aluminium adapter is designed for filling, smoothing and finishing the false ceiling before inserting the recessed unit. Steel wire fixing springs. Preparation hole 173 x 491.



Dimension (mm)

485x167x127

Colour

White (01) | Black (04)

Weight (Kg)

4.85

Mounting

ceiling recessed

Wiring

Complete with DALI dimmable control gear units connected to the luminaire. Wiring for connecting to mains network on driver terminal board. For the dimensions of the installation compartment see the instructions sheet.

Notes

Accessories available: refractor for elliptical flow distribution - interchangeable reflectors - adapter for installation in 15 mm thick false ceilings

Complies with EN60598-1 and pertinent regulations

IP20 IP23 On the visible part of the product once installed



Product configuration: P944

Product characteristics

Total lighting output [Lm]: 6833
Total power [W]: 94.4
Luminous efficacy [Lm/W]: 72.4
Life Time: > 50,000h - L80 - B10 (Ta 25°C)

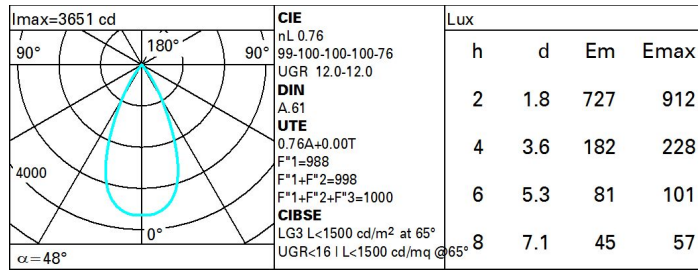
Total luminous flux at or above an angle of 90° [Lm]: 0
Emergency luminous flux [Lm]: /
Voltage [V]: -
Number of optical assemblies: 3

Optical assembly Characteristics Type 1

Light Output Ratio (L.O.R.) [%]: 76
Lamp code: LED
ZVEI Code: LED
Nominal power [W]: 27
Nominal luminous [Lm]: 3000
Lamp maximum intensity [cd]: /
Beam angle [°]: 48°

Number of lamps for optical assembly: 1
Socket: /
Ballast losses [W]: 4.5
Colour temperature [K]: 3000
CRI: 90
Wavelength [Nm]: /
MacAdam Step: 3

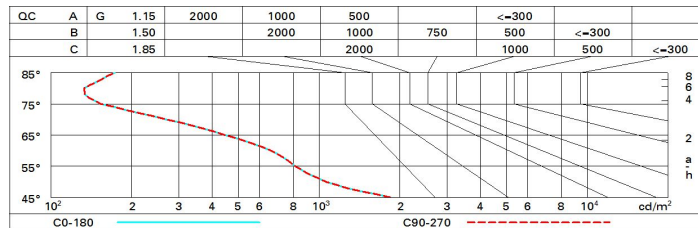
Polar



Utilisation factors

R	77	75	73	71	55	53	33	00	DRR
K0.8	68	65	62	60	64	62	61	59	78
1.0	71	68	66	64	67	65	65	62	82
1.5	75	72	71	69	72	70	69	67	88
2.0	77	75	74	73	74	73	72	70	93
2.5	79	77	76	75	76	75	74	72	95
3.0	80	79	78	77	77	77	76	74	97
4.0	81	80	79	79	79	78	77	75	99
5.0	81	81	80	80	79	79	78	76	100

Luminance curve limit



UGR diagram

Corrected UGR values (at 3000 lm bare lamp luminous flux)											
Reflect.:											
ceiling/cav		0.70	0.70	0.50	0.50	0.30	0.70	0.70	0.50	0.50	0.30
walls		0.50	0.30	0.50	0.30	0.30	0.50	0.30	0.50	0.30	0.30
work pl.		0.20	0.20	0.20	0.20	0.20	0.20	0.20	0.20	0.20	0.20
Room dim		viewed					viewed				
x	y	crosswise					endwise				
2H	2H	12.6	13.1	12.8	13.4	13.6	12.6	13.1	12.8	13.4	13.6
	3H	12.4	12.9	12.7	13.2	13.5	12.4	12.9	12.7	13.2	13.5
	4H	12.4	12.8	12.7	13.1	13.4	12.4	12.8	12.7	13.1	13.4
	6H	12.3	12.7	12.6	13.0	13.4	12.3	12.7	12.6	13.0	13.4
	8H	12.3	12.7	12.6	13.0	13.3	12.3	12.7	12.6	13.0	13.3
	12H	12.2	12.6	12.6	13.0	13.3	12.2	12.6	12.6	12.9	13.3
4H	2H	12.4	12.8	12.7	13.1	13.4	12.4	12.8	12.7	13.1	13.4
	3H	12.2	12.6	12.6	13.0	13.3	12.2	12.6	12.6	13.0	13.3
	4H	12.1	12.5	12.5	12.9	13.2	12.1	12.5	12.5	12.9	13.2
	6H	12.0	12.4	12.5	12.8	13.2	12.0	12.4	12.5	12.8	13.2
	8H	12.0	12.3	12.4	12.7	13.1	12.0	12.3	12.4	12.7	13.1
	12H	12.0	12.2	12.4	12.6	13.1	11.9	12.2	12.4	12.6	13.1
8H	4H	12.0	12.3	12.4	12.7	13.1	12.0	12.3	12.4	12.7	13.1
	6H	11.9	12.1	12.4	12.6	13.1	11.9	12.1	12.4	12.6	13.1
	8H	11.9	12.1	12.3	12.5	13.0	11.9	12.1	12.3	12.5	13.0
	12H	11.8	12.0	12.3	12.5	13.0	11.8	12.0	12.3	12.5	13.0
12H	4H	11.9	12.2	12.4	12.6	13.1	12.0	12.2	12.4	12.6	13.1
	6H	11.9	12.1	12.3	12.5	13.0	11.9	12.1	12.3	12.5	13.0
	8H	11.8	12.0	12.3	12.5	13.0	11.8	12.0	12.3	12.5	13.0
Variations with the observer position at spacing:											
S =	1.0H	6.1 / -13.4					6.1 / -13.4				
	1.5H	8.9 / -14.8					8.9 / -14.8				
	2.0H	10.9 / -16.5					10.9 / -16.5				