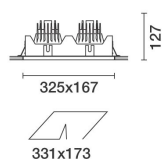



## Deep Minimal

Design iGuzzini

iGuzzini

Last information update: May 2018



### Deep Minimal - 2 elements - CoB warm LED - wide flood beam - dimmable DALI

#### Product code

P941

#### Technical description

Two element recessed luminaire for LED lamps. Minimal (frameless) version with no contact frame. Shaped stainless steel sheet structural frame specifically designed for flush with ceiling application using the adapter supplied. Die-cast aluminium, twin swivel universal joints located in a position set back from the installation surface to guarantee a high level of visual comfort. Tilts  $\pm 30^\circ$  around both the horizontal and vertical axes. Die-cast aluminium lighting bodies designed to optimise heat dispersal. High efficiency aluminium reflectors - wide flood angle. High color rendering index, warm white LED lamps. Each lamp unit has its own glass cover. DALI dimmable control gear units included.

#### Installation

Recessed in 12.5 mm thick false ceilings. The aluminium adapter is designed for filling, smoothing and finishing the false ceiling before inserting the recessed unit. Steel wire fixing springs. Preparation hole 173 x 331.

#### Dimension (mm)

325x167x127

#### Colour

White (01) | Black (04)

#### Weight (Kg)

2.85

#### Mounting

ceiling recessed

#### Wiring

Complete with DALI dimmable control gear units connected to the luminaire. Wiring for connecting to mains network on driver terminal board. For the dimensions of the installation compartment see the instructions sheet.

#### Notes

Accessories available: refractor for elliptical flow distribution - interchangeable reflectors - adapter for installation in 15 mm thick false ceilings

Complies with EN60598-1 and pertinent regulations

IP20 IP23 On the visible part of the product once installed



#### Product configuration: P941

#### Product characteristics

Total lighting output [Lm]: 4555.2  
Total power [W]: 62.6  
Luminous efficacy [Lm/W]: 72.8  
Life Time: > 50,000h - L80 - B10 (Ta 25°C)

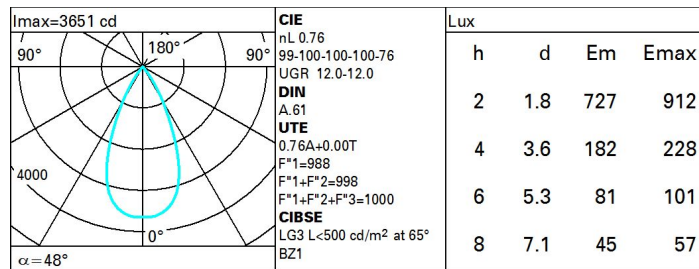
Total luminous flux at or above an angle of  $90^\circ$  [Lm]: 0  
Emergency luminous flux [Lm]: /  
Voltage [V]: -  
Number of optical assemblies: 2

#### Optical assembly Characteristics Type 1

Light Output Ratio (L.O.R.) [%]: 76  
Lamp code: LED  
ZVEI Code: LED  
Nominal power [W]: 27  
Nominal luminous [Lm]: 3000  
Lamp maximum intensity [cd]: /  
Beam angle [ $^\circ$ ]:  $48^\circ$

Number of lamps for optical assembly: 1  
Socket: /  
Ballast losses [W]: 4.3  
Colour temperature [K]: 3000  
CRI: 90  
Wavelength [nm]: /  
MacAdam Step: 3

# Polar



# UGR diagram

Photometric curve code: P9180000.RV0 Corrected UGR values (at 3000 lm bare lamp luminous flux)											
Reflect.: ceiling/cav walls work pl. Room dim x      y		0.70	0.70	0.50	0.50	0.30	0.70	0.70	0.50	0.50	0.30
		0.50	0.30	0.50	0.30	0.30	0.50	0.30	0.50	0.30	0.30
		0.20	0.20	0.20	0.20	0.20	0.20	0.20	0.20	0.20	0.20
		viewed crosswise					viewed endwise				
2H	2H	12.6	13.1	12.8	13.4	13.6	12.6	13.1	12.8	13.4	13.6
	3H	12.4	12.9	12.7	13.2	13.5	12.4	12.9	12.7	13.2	13.5
	4H	12.4	12.8	12.7	13.1	13.4	12.4	12.8	12.7	13.1	13.4
	6H	12.3	12.7	12.6	13.0	13.4	12.3	12.7	12.6	13.0	13.4
	8H	12.3	12.7	12.6	13.0	13.3	12.3	12.7	12.6	13.0	13.3
	12H	12.2	12.6	12.6	13.0	13.3	12.2	12.6	12.6	12.9	13.3
4H	2H	12.4	12.8	12.7	13.1	13.4	12.4	12.8	12.7	13.1	13.4
	3H	12.2	12.6	12.6	13.0	13.3	12.2	12.6	12.6	13.0	13.3
	4H	12.1	12.5	12.5	12.9	13.2	12.1	12.5	12.5	12.9	13.2
	6H	12.0	12.4	12.5	12.8	13.2	12.0	12.4	12.5	12.8	13.2
	8H	12.0	12.3	12.4	12.7	13.1	12.0	12.3	12.4	12.7	13.1
	12H	12.0	12.2	12.4	12.6	13.1	11.9	12.2	12.4	12.6	13.1
8H	4H	12.0	12.3	12.4	12.7	13.1	12.0	12.3	12.4	12.7	13.1
	6H	11.9	12.1	12.4	12.6	13.1	11.9	12.1	12.4	12.6	13.1
	8H	11.9	12.1	12.3	12.5	13.0	11.9	12.1	12.3	12.5	13.0
	12H	11.8	12.0	12.3	12.5	13.0	11.8	12.0	12.3	12.5	13.0
12H	4H	11.9	12.2	12.4	12.6	13.1	12.0	12.2	12.4	12.6	13.1
	6H	11.9	12.1	12.3	12.5	13.0	11.9	12.1	12.3	12.5	13.0
	8H	11.8	12.0	12.3	12.5	13.0	11.8	12.0	12.3	12.5	13.0
Variations with the observer position at spacing:											
S =	1.0H	6.1 / -13.4					6.1 / -13.4				
	1.5H	8.9 / -14.8					8.9 / -14.8				
	2.0H	10.9 / -16.5					10.9 / -16.5				