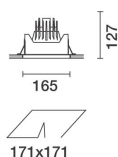



Last information update: May 2018



Deep Minimal - 1 element - CoB warm LED - spot beam - dimmable DALI

Product code
P936

Technical description

Individual recessed luminaire for LED lamp. Minimal (frameless) version with no contact frame. Shaped stainless steel sheet structural frame specifically designed for flush with ceiling application using the adapter supplied. Die-cast aluminium, twin swivel universal joint located in a position set back from the installation surface to guarantee a high level of visual comfort. Tilts $\pm 30^\circ$ around both the horizontal and vertical axes. Die-cast aluminium lighting body designed to optimise heat dispersal. High efficiency aluminium reflector - spot angle. High color rendering index, warm white LED lamp. Glass cover Control gear unit included.

Installation

Recessed in 12.5 mm thick false ceilings. The aluminium adapter is designed for filling, smoothing and finishing the false ceiling before inserting the recessed unit. Steel wire fixing springs. Preparation hole 171 x 171.

Dimension (mm)

165x165x127

Colour

White (01) | Black (04)

Weight (Kg)

1.55

Mounting

ceiling recessed

Wiring

Complete with DALI dimmable control gear unit connected to the luminaire. Wiring for connecting to mains network on driver terminal board

Notes

Accessories available: refractor for elliptical flow distribution - adapter for installation in 15 mm thick false ceilings

Complies with EN60598-1 and pertinent regulations

IP20 **IP23** On the visible part of the product once installed



Product configuration: P936

Product characteristics

Total lighting output [Lm]: 2130
Total power [W]: 35.9
Luminous efficacy [Lm/W]: 59.3
Life Time: > 50,000h - L80 - B10 (Ta 25°C)

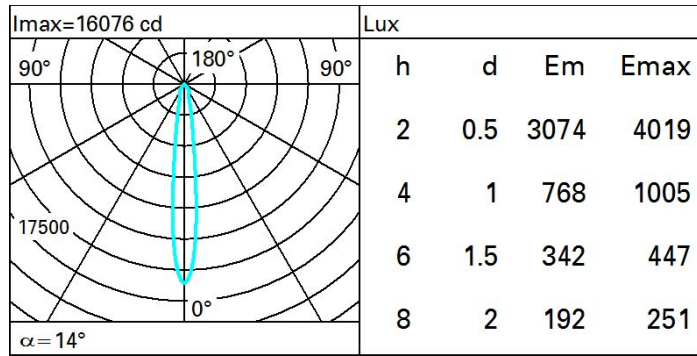
Total luminous flux at or above an angle of 90° [Lm]: 0
Emergency luminous flux [Lm]: /
Voltage [V]: -
Number of optical assemblies: 1

Optical assembly Characteristics Type 1

Light Output Ratio (L.O.R.) [%]: 71
Lamp code: LED
ZVEI Code: LED
Nominal power [W]: 31
Nominal luminous [Lm]: 3000
Lamp maximum intensity [cd]: /
Beam angle [°]: 14°

Number of lamps for optical assembly: 1
Socket: /
Ballast losses [W]: 4.9
Colour temperature [K]: 3000
CRI: 90
Wavelength [Nm]: /
MacAdam Step: 3

Polar



Utilisation factors

R	77	75	73	71	55	53	33	00	DRR
K0.8	63	60	57	56	59	57	57	54	77
1.0	66	63	61	59	62	60	60	58	81
1.5	70	67	66	64	67	65	64	62	88
2.0	72	70	69	68	69	68	67	65	92
2.5	73	72	71	70	71	70	69	67	95
3.0	74	73	73	72	72	72	71	69	97
4.0	75	75	74	74	73	73	72	70	99
5.0	76	75	75	75	74	74	73	71	100

Luminance curve limit

