


Deep Frame

Design iGuzzini

iGuzzini

Last information update: April 2018



Deep Frame - 3 elements - CoB warm LED - flood beam

Product code

P930

Technical description

Three element recessed luminaire for an LED lamp. Version with a perimeter frame. Shaped sheet steel structural frame. Die-cast aluminium, twin swivel universal joints located in a position set back from the installation surface to guarantee a high level of visual comfort. Tilts $\pm 30^\circ$ around both the horizontal and vertical axes. Die-cast aluminium lighting bodies designed to optimise heat dispersal. High efficiency aluminium reflectors - flood angle. High color rendering index, warm white LED lamps. Each lamp unit has its own glass cover. Mechanical installation system. Control gear units included.

Installation

Recessed in 1 to 30mm thick false ceilings - secured with manually adjustable metal brackets.

Dimension (mm)

499x180x127

Colour

White (01) | Grey/Black (74)

Weight (Kg)

4.8

Mounting

ceiling recessed

Wiring

Complete with electronic control gear units connected to the luminaire. Wiring for connecting to mains network on driver terminal board. For the dimensions of the installation compartment see the instructions sheet.

Notes

Accessories available: refractor for elliptical flow distribution - interchangeable reflector.

Complies with EN60598-1 and pertinent regulations

IP20 IP23 On the visible part of the product once installed



Product configuration: P930

Product characteristics

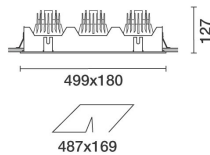
Total lighting output [Lm]: 7190.1
Total power [W]: 92.3
Luminous efficacy [Lm/W]: 77.9
Life Time: > 50,000h - L80 - B10 (Ta 25°C)

Total luminous flux at or above an angle of 90° [Lm]: 0
Emergency luminous flux [Lm]: /
Voltage [V]: -
Number of optical assemblies: 3

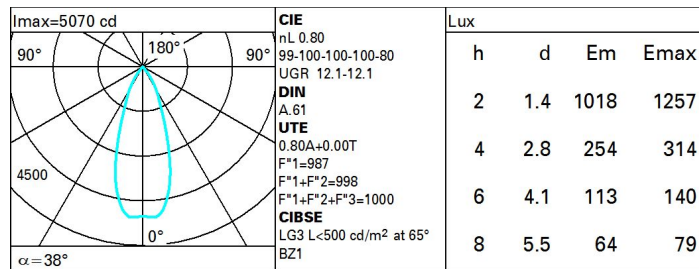
Optical assembly Characteristics Type 1

Light Output Ratio (L.O.R.) [%]: 80
Lamp code: LED
ZVEI Code: LED
Nominal power [W]: 27
Nominal luminous [Lm]: 3000
Lamp maximum intensity [cd]: /
Beam angle [$^\circ$]: 38°

Number of lamps for optical assembly: 1
Socket: /
Ballast losses [W]: 3.8
Colour temperature [K]: 3000
CRI: 90
Wavelength [Nm]: /
MacAdam Step: 3



Polar



UGR diagram

Corrected UGR values (at 3000 lm bare lamp luminous flux)												
Reflect.: ceiling/cav walls work pl. Room dim x y		0.70	0.70	0.50	0.50	0.30	0.70	0.70	0.50	0.50	0.30	0.30
		0.50	0.30	0.50	0.30	0.30	0.50	0.30	0.50	0.30	0.30	0.30
		0.20	0.20	0.20	0.20	0.20	0.20	0.20	0.20	0.20	0.20	0.20
		viewed crosswise					viewed endwise					
2H	2H	12.7	13.3	13.0	13.5	13.8	12.7	13.3	13.0	13.5	13.8	
	3H	12.6	13.1	12.9	13.4	13.7	12.6	13.1	12.9	13.4	13.7	
	4H	12.5	13.0	12.8	13.3	13.6	12.5	13.0	12.8	13.3	13.6	
	6H	12.4	12.9	12.8	13.2	13.5	12.4	12.9	12.8	13.2	13.5	
	8H	12.4	12.8	12.7	13.2	13.5	12.4	12.8	12.7	13.2	13.5	
	12H	12.3	12.8	12.7	13.1	13.5	12.3	12.8	12.7	13.1	13.5	
4H	2H	12.5	13.0	12.8	13.3	13.6	12.5	13.0	12.8	13.3	13.6	
	3H	12.4	12.8	12.7	13.1	13.5	12.4	12.8	12.7	13.1	13.5	
	4H	12.3	12.6	12.7	13.0	13.4	12.3	12.6	12.7	13.0	13.4	
	6H	12.2	12.5	12.6	12.9	13.3	12.2	12.5	12.6	12.9	13.3	
	8H	12.1	12.4	12.6	12.9	13.3	12.1	12.4	12.6	12.9	13.3	
	12H	12.1	12.4	12.5	12.8	13.3	12.1	12.4	12.5	12.8	13.2	
8H	4H	12.1	12.4	12.6	12.9	13.3	12.1	12.4	12.6	12.9	13.3	
	6H	12.0	12.3	12.5	12.7	13.2	12.0	12.3	12.5	12.7	13.2	
	8H	12.0	12.2	12.5	12.7	13.2	12.0	12.2	12.5	12.7	13.2	
	12H	11.9	12.1	12.4	12.6	13.1	11.9	12.1	12.4	12.6	13.1	
12H	4H	12.1	12.4	12.5	12.8	13.2	12.1	12.4	12.5	12.8	13.3	
	6H	12.0	12.2	12.5	12.7	13.2	12.0	12.2	12.5	12.7	13.2	
	8H	11.9	12.1	12.4	12.6	13.1	11.9	12.1	12.4	12.6	13.1	
Variations with the observer position at spacing:												
S =		1.0H	5.7 / -12.8					5.7 / -12.8				
		1.5H	8.5 / -14.7					8.5 / -14.7				
		2.0H	10.5 / -17.4					10.5 / -17.4				