


Deep Frame

Design iGuzzini

iGuzzini

Last information update: April 2018



Deep Frame - 2 elements - CoB warm LED - wide flood beam - dimmable DALI

Product code

P928

Technical description

Two element recessed luminaire for an LED lamp. Version with a perimeter frame. Shaped sheet steel structural frame. Die-cast aluminium, twin swivel universal joints located in a position set back from the installation surface to guarantee a high level of visual comfort. Tilts $\pm 30^\circ$ around both the horizontal and vertical axes. Die-cast aluminium lighting bodies designed to optimise heat dispersal. High efficiency aluminium reflectors - wide flood angle. High color rendering index, warm white LED lamps. Each lamp unit has its own glass cover. Mechanical installation system. DALI dimmable control gear units included.

Installation

Recessed in 1 to 30mm thick false ceilings - secured with manually adjustable metal brackets. Preparation hole 169 x 327.

Dimension (mm)

339x180x127

Colour

White (01) | Grey/Black (74)

Weight (Kg)

2.8

Mounting

ceiling recessed

Wiring

Complete with DALI dimmable control gear units connected to the luminaire. Wiring for connecting to mains network on driver terminal board. For the dimensions of the installation compartment see the instructions sheet.

Notes

Accessories available: refractor for elliptical flow distribution - interchangeable reflector.

Complies with EN60598-1 and pertinent regulations

IP20 IP23 On the visible part of the product once installed



Product configuration: P928

Product characteristics

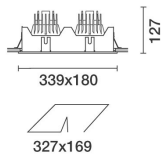
Total lighting output [Lm]: 4555.2
Total power [W]: 62.6
Luminous efficacy [Lm/W]: 72.8
Life Time: > 50,000h - L80 - B10 (Ta 25°C)

Total luminous flux at or above an angle of 90° [Lm]: 0
Emergency luminous flux [Lm]: /
Voltage [V]: -
Number of optical assemblies: 2

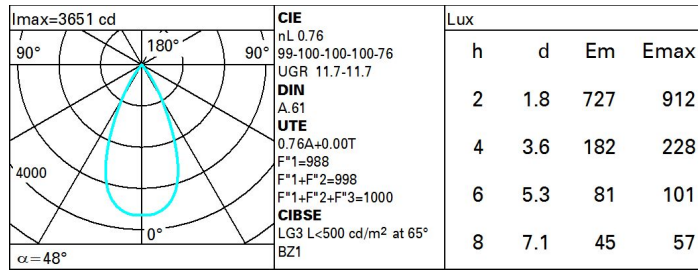
Optical assembly Characteristics Type 1

Light Output Ratio (L.O.R.) [%]: 76
Lamp code: LED
ZVEI Code: LED
Nominal power [W]: 27
Nominal luminous [Lm]: 3000
Lamp maximum intensity [cd]: /
Beam angle [$^\circ$]: 48°

Number of lamps for optical assembly: 1
Socket: /
Ballast losses [W]: 4.3
Colour temperature [K]: 3000
CRI: 90
Wavelength [Nm]: /
MacAdam Step: 3



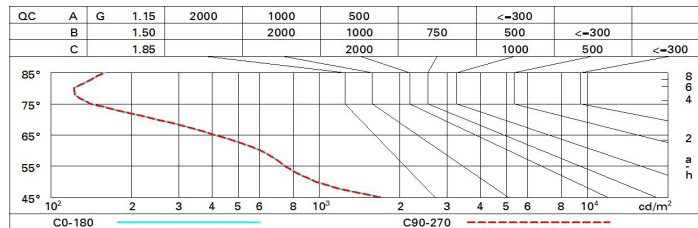
Polar



Utilisation factors

R	77	75	73	71	55	53	33	00	DRR
K0.8	68	65	62	60	64	62	61	59	78
1.0	71	68	66	64	67	65	65	62	82
1.5	75	72	71	69	72	70	69	67	88
2.0	77	75	74	73	74	73	72	70	93
2.5	79	77	76	75	76	75	74	72	95
3.0	80	79	78	77	77	77	76	74	97
4.0	81	80	79	79	79	78	77	75	99
5.0	81	81	80	80	79	79	78	76	100

Luminance curve limit



UGR diagram

Photometric curve code: P9180000.RV0 Corrected UGR values (at 3000 lm bare lamp luminous flux)											
Reflect.:											
ceiling/cav		0.70	0.70	0.50	0.50	0.30	0.70	0.70	0.50	0.50	0.30
walls		0.50	0.30	0.50	0.30	0.30	0.50	0.30	0.50	0.30	0.30
work pl.		0.20	0.20	0.20	0.20	0.20	0.20	0.20	0.20	0.20	0.20
Room dim		viewed					viewed				
x	y	crosswise					endwise				
2H	2H	12.3	12.8	12.5	13.0	13.3	12.3	12.8	12.5	13.0	13.3
	3H	12.1	12.6	12.4	12.9	13.2	12.1	12.6	12.4	12.9	13.2
	4H	12.1	12.5	12.4	12.8	13.1	12.1	12.5	12.4	12.8	13.1
	6H	12.0	12.4	12.3	12.7	13.1	12.0	12.4	12.3	12.7	13.1
	8H	12.0	12.4	12.3	12.7	13.0	11.9	12.4	12.3	12.7	13.0
	12H	11.9	12.3	12.3	12.6	13.0	11.9	12.3	12.3	12.6	13.0
4H	2H	12.1	12.5	12.4	12.8	13.1	12.1	12.5	12.4	12.8	13.1
	3H	11.9	12.3	12.3	12.7	13.0	11.9	12.3	12.3	12.7	13.0
	4H	11.8	12.2	12.2	12.5	12.9	11.8	12.2	12.2	12.5	12.9
	6H	11.7	12.1	12.2	12.4	12.9	11.7	12.1	12.2	12.4	12.9
	8H	11.7	12.0	12.1	12.4	12.8	11.7	12.0	12.1	12.4	12.8
	12H	11.6	11.9	12.1	12.3	12.8	11.6	11.9	12.1	12.3	12.8
8H	4H	11.7	12.0	12.1	12.4	12.8	11.7	12.0	12.1	12.4	12.8
	6H	11.6	11.8	12.1	12.3	12.8	11.6	11.8	12.1	12.3	12.8
	8H	11.6	11.8	12.0	12.2	12.7	11.6	11.8	12.0	12.2	12.7
	12H	11.5	11.7	12.0	12.2	12.7	11.5	11.7	12.0	12.2	12.7
12H	4H	11.6	11.9	12.1	12.3	12.8	11.6	11.9	12.1	12.3	12.8
	6H	11.5	11.7	12.0	12.2	12.7	11.6	11.8	12.0	12.2	12.7
	8H	11.5	11.7	12.0	12.2	12.7	11.5	11.7	12.0	12.2	12.7
Variations with the observer position at spacing:											
S =	1.0H	6.1 / -13.4					6.1 / -13.4				
	1.5H	8.9 / -14.8					8.9 / -14.8				
	2.0H	10.9 / -16.5					10.9 / -16.5				