


Deep Frame

Design iGuzzini

iGuzzini

Last information update: April 2018



Deep Frame - 1 element - CoB warm LED - flood beam - dimmable DALI

Product code
P921

Technical description

Individual recessed luminaire for LED lamp. Version with a perimeter frame. Shaped sheet steel structural frame. Die-cast aluminium, twin swivel universal joint located in a position set back from the installation surface to guarantee a high level of visual comfort. Tilts $\pm 30^\circ$ around both the horizontal and vertical axes. Die-cast aluminium lighting body designed to optimise heat dispersal. High efficiency aluminium reflector - flood angle. High color rendering index, warm white LED lamp. Glass cover Mechanical installation system. DALI dimmable control gear unit included.

Installation

Recessed in 1 to 30mm thick false ceilings - secured with manually adjustable metal brackets. Preparation hole 167 x 167.

Dimension (mm)

180x180x127

Colour

White (01) | Grey/Black (74)

Weight (Kg)

1.5

Mounting

ceiling recessed

Wiring

Complete with DALI dimmable control gear unit connected to the luminaire. Wiring for connecting to mains network on driver terminal board

Notes

Accessories available: refractor for elliptical flow distribution.

Complies with EN60598-1 and pertinent regulations

IP20 IP23 On the visible part of the product once installed



Product configuration: P921

Product characteristics

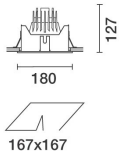
Total lighting output [Lm]: 2477
Total power [W]: 32.2
Luminous efficacy [Lm/W]: 76.9
Life Time: > 50,000h - L80 - B10 (Ta 25°C)

Total luminous flux at or above an angle of 90° [Lm]: 0
Emergency luminous flux [Lm]: /
Voltage [V]: -
Number of optical assemblies: 1

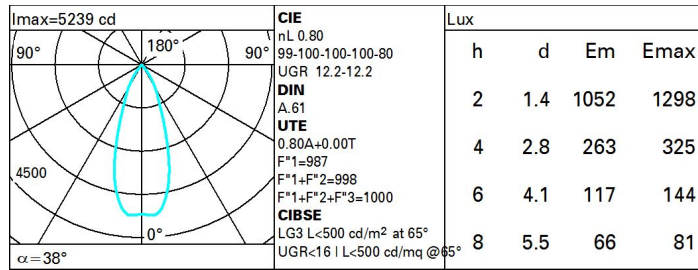
Optical assembly Characteristics Type 1

Light Output Ratio (L.O.R.) [%]: 80
Lamp code: LED
ZVEI Code: LED
Nominal power [W]: 27
Nominal luminous [Lm]: 3100
Lamp maximum intensity [cd]: /
Beam angle [$^\circ$]: 38°

Number of lamps for optical assembly: 1
Socket: /
Ballast losses [W]: 5.2
Colour temperature [K]: 3000
CRI: 90
Wavelength [Nm]: /
MacAdam Step: 3



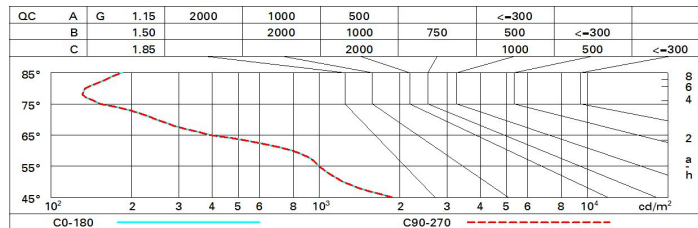
Polar



Utilisation factors

R	77	75	73	71	55	53	33	00	DRR
K0.8	72	68	65	63	67	65	64	62	78
1.0	75	72	69	67	71	69	68	66	82
1.5	79	76	74	73	75	73	73	70	88
2.0	81	79	78	77	78	77	76	74	92
2.5	83	81	80	79	80	79	78	76	95
3.0	84	83	82	81	82	81	80	78	97
4.0	85	84	84	83	83	82	81	79	99
5.0	85	85	84	84	83	83	82	80	100

Luminance curve limit



UGR diagram

Corrected UGR values (at 3100 lm bare lamp luminous flux)											
Reflect.:											
ceiling/cav		0.70	0.70	0.50	0.50	0.30	0.70	0.70	0.50	0.50	0.30
walls		0.50	0.30	0.50	0.30	0.30	0.50	0.30	0.50	0.30	0.30
work pl.		0.20	0.20	0.20	0.20	0.20	0.20	0.20	0.20	0.20	0.20
Room dim		viewed					viewed				
x	y	crosswise					endwise				
2H	2H	12.8	13.4	13.1	13.7	13.9	12.8	13.4	13.1	13.7	13.9
	3H	12.7	13.2	13.0	13.5	13.8	12.7	13.2	13.0	13.5	13.8
	4H	12.6	13.1	12.9	13.4	13.7	12.6	13.1	12.9	13.4	13.7
	6H	12.5	13.0	12.9	13.3	13.6	12.5	13.0	12.9	13.3	13.6
	8H	12.5	13.0	12.9	13.3	13.6	12.5	13.0	12.9	13.3	13.6
	12H	12.5	12.9	12.8	13.2	13.6	12.5	12.9	12.8	13.2	13.6
4H	2H	12.6	13.1	12.9	13.4	13.7	12.6	13.1	12.9	13.4	13.7
	3H	12.5	12.9	12.8	13.2	13.6	12.5	12.9	12.8	13.2	13.6
	4H	12.4	12.8	12.8	13.1	13.5	12.4	12.8	12.8	13.1	13.5
	6H	12.3	12.6	12.7	13.0	13.4	12.3	12.6	12.7	13.0	13.4
	8H	12.2	12.6	12.7	13.0	13.4	12.2	12.6	12.7	13.0	13.4
	12H	12.2	12.5	12.7	12.9	13.4	12.2	12.5	12.7	12.9	13.4
8H	4H	12.2	12.6	12.7	13.0	13.4	12.2	12.6	12.7	13.0	13.4
	6H	12.2	12.4	12.6	12.9	13.3	12.2	12.4	12.6	12.9	13.3
	8H	12.1	12.3	12.6	12.8	13.3	12.1	12.3	12.6	12.8	13.3
	12H	12.1	12.2	12.6	12.7	13.2	12.1	12.2	12.6	12.7	13.2
12H	4H	12.2	12.5	12.7	12.9	13.4	12.2	12.5	12.7	12.9	13.4
	6H	12.1	12.3	12.6	12.8	13.3	12.1	12.3	12.6	12.8	13.3
	8H	12.1	12.2	12.6	12.7	13.2	12.1	12.2	12.6	12.7	13.2
Variations with the observer position at spacing:											
S =	1.0H	5.7 / -12.8					5.7 / -12.8				
	1.5H	8.5 / -14.7					8.5 / -14.7				
	2.0H	10.5 / -17.4					10.5 / -17.4				