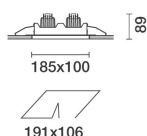



Last information update: May 2018



**Deep Minimal - 2 elements - CoB warm LED - medium beam - dimmable DALI**

**Product code**

P911

**Technical description**

Two element recessed luminaire for LED lamps. Minimal (frameless) version with no contact frame. Shaped stainless steel sheet structural frame specifically designed for flush with ceiling application using the adapter supplied. Die-cast aluminium, twin swivel universal joints located in a position set back from the installation surface to guarantee a high level of visual comfort. Tilts  $\pm 30^\circ$  around both the horizontal and vertical axes. Die-cast aluminium lighting bodies designed to optimise heat dispersal. High efficiency aluminium reflectors - spot angle. High color rendering index, warm white LED lamps. Each lamp unit has its own glass cover. Control gear unit included.

**Installation**

Recessed in 12.5 mm thick false ceilings. The aluminium adapter is designed for filling, smoothing and finishing the false ceiling before inserting the recessed unit. Steel wire fixing springs. Preparation hole 106 x 191

**Dimension (mm)**

185x100x89

**Colour**

White (01) | Black (04)

**Weight (Kg)**

1.2

**Mounting**

ceiling recessed

**Wiring**

Complete with DALI dimmable control gear unit connected to the luminaire. Wiring for connecting to mains network on driver terminal board.

**Notes**

Accessories available: refractor for elliptical flow distribution - interchangeable reflectors - adapter for installation in 15 mm thick false ceilings

Complies with EN60598-1 and pertinent regulations

IP20 IP23 On the visible part of the product once installed



**Product configuration: P911**

**Product characteristics**

Total lighting output [Lm]: 1330  
 Total power [W]: 21.5  
 Luminous efficacy [Lm/W]: 61.9  
 Life Time: > 50,000h - L80 - B10 (Ta 25°C)

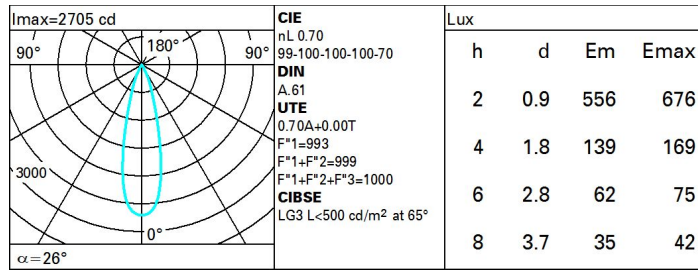
Total luminous flux at or above an angle of 90° [Lm]: 0  
 Emergency luminous flux [Lm]: /  
 Voltage [V]: -  
 Number of optical assemblies: 2

**Optical assembly Characteristics Type 1**

Light Output Ratio (L.O.R.) [%]: 70  
 Lamp code: LED  
 ZVEI Code: LED  
 Nominal power [W]: 8.4  
 Nominal luminous [Lm]: 950  
 Lamp maximum intensity [cd]: /  
 Beam angle [°]: 26°

Number of lamps for optical assembly: 1  
 Socket: /  
 Ballast losses [W]: 2.4  
 Colour temperature [K]: 3000  
 CRI: 90  
 Wavelength [Nm]: /  
 MacAdam Step: 3

**Polar**



**Utilisation factors**

R	77	75	73	71	55	53	33	00	DRR
K0.8	63	60	58	56	59	57	57	55	78
1.0	66	63	61	59	62	60	60	58	83
1.5	69	67	65	64	66	65	64	62	88
2.0	71	70	68	67	69	68	67	65	93
2.5	73	71	70	70	70	70	69	67	96
3.0	73	73	72	71	72	71	70	68	98
4.0	74	74	73	73	73	72	71	69	99
5.0	75	74	74	74	73	73	72	70	100

**Luminance curve limit**

