


Last information update: May 2018



**Deep Frame - 1 element - CoB warm LED - spot beam - dimmable DALI**

**Product code**  
P897

**Technical description**

Individual recessed luminaire for LED lamp. Version with a perimeter frame. Shaped sheet steel structural frame. Die-cast aluminium, twin swivel universal joint located in a position set back from the installation surface to guarantee a high level of visual comfort. Tilts  $\pm 30^\circ$  around both the horizontal and vertical axes. Die-cast aluminium lighting body designed to optimise heat dispersal. High efficiency aluminium reflector - spot angle. High color rendering index, warm white LED lamp. Glass cover The installation system is toolfree. DALI dimmable control gear unit included.

**Installation**

Recessed in 1 to 30 mm thick false ceilings. Steel wire fixing springs. Preparation hole 102 x 102.

**Dimension (mm)**

110x110x89

**Colour**

White (01) | Grey/Black (74)

**Weight (Kg)**

0.68

**Mounting**

ceiling recessed

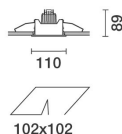
**Wiring**

Complete with DALI dimmable control gear unit connected to the luminaire. Wiring for connecting to mains network on driver terminal board.

**Notes**

Accessories available: refractor for elliptical flow distribution - interchangeable reflectors.

Complies with EN60598-1 and pertinent regulations



IP20 IP23 On the visible part of the product once installed



**Product configuration: P897**

**Product characteristics**

Total lighting output [Lm]: 656  
Total power [W]: 10.7  
Luminous efficacy [Lm/W]: 61.3  
Life Time: > 50,000h - L80 - B10 (Ta 25°C)

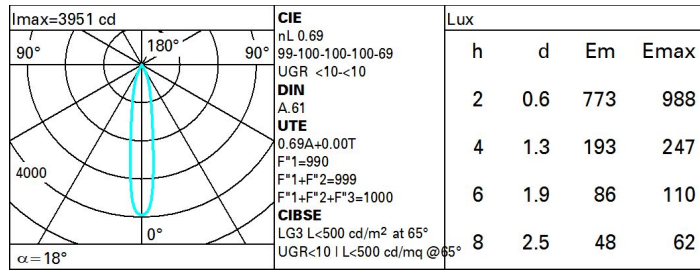
Total luminous flux at or above an angle of 90° [Lm]: 0  
Emergency luminous flux [Lm]: /  
Voltage [V]: -  
Number of optical assemblies: 1

**Optical assembly Characteristics Type 1**

Light Output Ratio (L.O.R.) [%]: 69  
Lamp code: LED  
ZVEI Code: LED  
Nominal power [W]: 8.4  
Nominal luminous [Lm]: 950  
Lamp maximum intensity [cd]: /  
Beam angle [°]: 18°

Number of lamps for optical assembly: 1  
Socket: /  
Ballast losses [W]: 2.3  
Colour temperature [K]: 3000  
CRI: 90  
Wavelength [Nm]: /  
MacAdam Step: 3

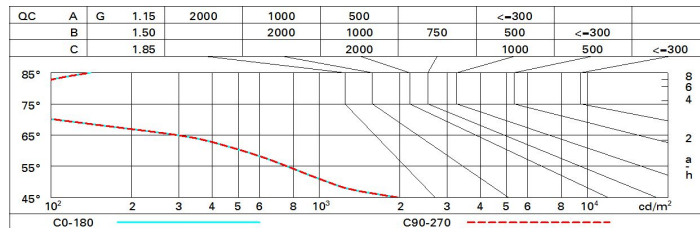
**Polar**



**Utilisation factors**

R	77	75	73	71	55	53	33	00	DRR
K0.8	62	59	57	55	58	56	56	54	78
1.0	65	62	60	58	61	59	59	57	82
1.5	68	66	64	63	65	64	63	61	88
2.0	70	69	67	66	68	67	66	64	93
2.5	72	70	69	69	69	68	68	66	95
3.0	72	72	71	70	70	70	69	67	97
4.0	73	73	72	72	71	71	70	68	99
5.0	74	73	73	73	72	72	71	69	100

**Luminance curve limit**



**UGR diagram**

Corrected UGR values (at 950 lm bare lamp luminous flux)											
Reflect.:											
ceiling/cav		0.70	0.70	0.50	0.50	0.30	0.70	0.70	0.50	0.50	0.30
walls		0.50	0.30	0.50	0.30	0.30	0.50	0.30	0.50	0.30	0.30
work pl.		0.20	0.20	0.20	0.20	0.20	0.20	0.20	0.20	0.20	0.20
Room dim		viewed					viewed				
x	y	crosswise					endwise				
2H	2H	1.4	3.5	1.8	3.8	4.2	1.4	3.5	1.8	3.8	4.2
	3H	1.3	2.9	1.7	3.2	3.6	1.4	2.9	1.7	3.3	3.6
	4H	1.3	2.6	1.6	2.9	3.3	1.3	2.6	1.7	3.0	3.3
	6H	1.2	2.2	1.6	2.6	2.9	1.3	2.3	1.7	2.6	3.0
	8H	1.2	2.2	1.6	2.6	2.9	1.2	2.3	1.6	2.6	3.0
	12H	1.1	2.2	1.5	2.5	2.9	1.2	2.2	1.6	2.6	3.0
4H	2H	1.3	2.6	1.7	3.0	3.3	1.3	2.6	1.6	2.9	3.3
	3H	1.2	2.3	1.6	2.6	3.0	1.2	2.3	1.6	2.6	3.0
	4H	1.1	2.2	1.5	2.6	3.0	1.1	2.2	1.5	2.6	3.0
	6H	0.7	2.5	1.2	2.9	3.4	0.7	2.5	1.2	2.9	3.4
	8H	0.6	2.5	1.1	3.0	3.5	0.6	2.5	1.1	3.0	3.5
	12H	0.5	2.5	1.0	3.0	3.5	0.5	2.5	1.0	2.9	3.5
8H	4H	0.6	2.5	1.1	3.0	3.5	0.6	2.5	1.1	3.0	3.5
	6H	0.5	2.3	1.0	2.8	3.3	0.5	2.3	1.0	2.8	3.3
	8H	0.5	2.1	1.0	2.6	3.1	0.5	2.1	1.0	2.6	3.1
	12H	0.7	1.6	1.2	2.1	2.7	0.7	1.6	1.2	2.1	2.7
12H	4H	0.5	2.5	1.0	2.9	3.5	0.5	2.5	1.0	3.0	3.5
	6H	0.5	2.1	1.0	2.6	3.1	0.5	2.1	1.0	2.6	3.1
	8H	0.7	1.6	1.2	2.1	2.7	0.7	1.6	1.2	2.1	2.7
Variations with the observer position at spacing:											
S =	1.0H	3.4 / -4.4					3.4 / -4.4				
	1.5H	5.9 / -6.9					5.9 / -6.9				
	2.0H	7.9 / -10.8					7.9 / -10.8				