


Last information update: May 2018



**Fixed recessed luminaire - Minimal - Warm LED - DALI dimmable control gear - Wide Flood**

**Product code**  
P786

**Technical description**

Fixed optic, recessed luminaire for a Warm White LED lamp with a high color rendering index. Flush with ceiling version (frameless). Passive heat dissipation system. Lamp body with radiant surface made of die-cast aluminum. False ceiling adapter with bracket system that adapts to the thickness of the panels. Metallised, thermoplastic, high definition Opti Beam optic, integrated in a set-back position in the anti-glare screen. Glass cover for LED lamp. The structure of the optic system produces light emission with controlled luminance (UGR < 19) to guarantee high visual comfort. Supplied with a dimmable DALI ballast connected to the luminaire.

**Installation**

Recessed with steel springs on the specific adapter (included) which allows flush-mounting with the ceiling. Adapter fixed to false ceiling (between 12.5 mm and 25 mm thick) with self-tapping screws; subsequent filling and smoothing operations; insertion of luminaire body and aesthetic finishing. Preparation hole 125 x 125 Installation possible in a horizontal position.

**Dimension (mm)**

119x119x107

**Colour**

White (01) | Black (04)

**Weight (Kg)**

0.85

**Mounting**

ceiling recessed


**Wiring**

Quick-coupling connections on the ballast unit terminal block - Digital electronic cabling that allows dimming to be performed with DALI protocol or pushbutton systems (TOUCH DIM)

**Notes**

The product has a white finish (01) that maintains its UGR < 19 performance unaltered even when luminance values vary slightly.

Complies with EN60598-1 and pertinent regulations



**Product configuration: P786.01**

**Product characteristics**

Total lighting output [Lm]: 1948  
Total power [W]: 32.1  
Luminous efficacy [Lm/W]: 60.7  
Life Time: > 50,000h - L80 - B10 (Ta 25°C)

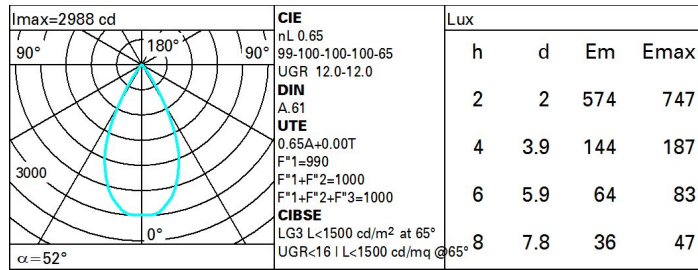
Total luminous flux at or above an angle of 90° [Lm]: 0  
Emergency luminous flux [Lm]: /  
Voltage [V]: -  
Number of optical assemblies: 1

**Optical assembly Characteristics Type 1**

Light Output Ratio (L.O.R.) [%]: 65  
Lamp code: LED  
ZVEI Code: LED  
Nominal power [W]: 29  
Nominal luminous [Lm]: 3000  
Lamp maximum intensity [cd]: /  
Beam angle [°]: 52°

Number of lamps for optical assembly: 1  
Socket: /  
Ballast losses [W]: 3.1  
Colour temperature [K]: 3000  
CRI: 90  
Wavelength [Nm]: /  
MacAdam Step: 3

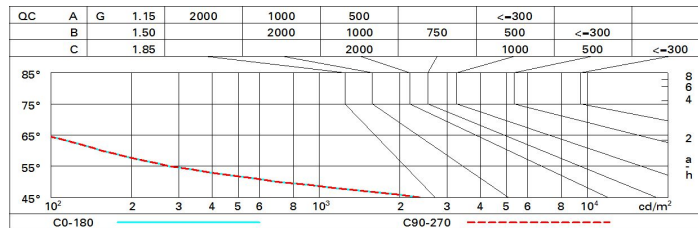
**Polar**



**Utilisation factors**

R	77	75	73	71	55	53	33	00	DRR
K0.8	58	55	53	52	55	53	53	50	78
1.0	61	58	56	55	58	56	56	53	82
1.5	64	62	60	59	61	60	59	57	88
2.0	66	65	63	62	64	63	62	60	93
2.5	67	66	65	65	65	64	64	62	95
3.0	68	67	67	66	66	66	65	63	98
4.0	69	68	68	68	67	67	66	64	99
5.0	69	69	69	68	68	68	67	65	100

**Luminance curve limit**



**UGR diagram**

Corrected UGR values (at 3000 lm bare lamp luminous flux)												
Reflect.:												
ceiling/cav		0.70	0.70	0.50	0.50	0.30	0.70	0.70	0.50	0.50	0.30	
walls		0.50	0.30	0.50	0.30	0.30	0.50	0.30	0.50	0.30	0.30	
work pl.		0.20	0.20	0.20	0.20	0.20	0.20	0.20	0.20	0.20	0.20	
Room dim		viewed					viewed					
x	y	crosswise					endwise					
2H	2H	12.6	13.2	12.9	13.4	13.6	12.6	13.2	12.9	13.4	13.6	
	3H	12.4	13.0	12.8	13.2	13.5	12.4	13.0	12.8	13.2	13.5	
	4H	12.4	12.9	12.7	13.1	13.4	12.4	12.9	12.7	13.1	13.4	
	6H	12.3	12.7	12.6	13.0	13.4	12.3	12.7	12.6	13.0	13.4	
	8H	12.3	12.7	12.6	13.0	13.3	12.3	12.7	12.6	13.0	13.3	
	12H	12.2	12.6	12.6	13.0	13.3	12.2	12.6	12.6	13.0	13.3	
4H	2H	12.4	12.9	12.7	13.1	13.4	12.4	12.9	12.7	13.1	13.4	
	3H	12.2	12.6	12.6	13.0	13.3	12.2	12.6	12.6	13.0	13.3	
	4H	12.1	12.5	12.5	12.9	13.2	12.1	12.5	12.5	12.9	13.2	
	6H	12.0	12.4	12.5	12.8	13.2	12.0	12.4	12.5	12.8	13.2	
	8H	12.0	12.3	12.4	12.7	13.1	12.0	12.3	12.4	12.7	13.1	
	12H	11.9	12.2	12.4	12.6	13.1	11.9	12.2	12.4	12.6	13.1	
8H	4H	12.0	12.3	12.4	12.7	13.1	12.0	12.3	12.4	12.7	13.1	
	6H	11.9	12.1	12.4	12.6	13.1	11.9	12.1	12.4	12.6	13.1	
	8H	11.8	12.0	12.3	12.5	13.0	11.8	12.0	12.3	12.5	13.0	
	12H	11.8	12.0	12.3	12.5	13.0	11.8	12.0	12.3	12.5	13.0	
12H	4H	11.9	12.2	12.4	12.6	13.1	11.9	12.2	12.4	12.6	13.1	
	6H	11.8	12.0	12.3	12.5	13.0	11.8	12.1	12.3	12.5	13.0	
	8H	11.8	12.0	12.3	12.5	13.0	11.8	12.0	12.3	12.5	13.0	
Variations with the observer position at spacing:												
S =	1.0H	6.1 / -21.4					6.1 / -21.4					
	1.5H	8.9 / -24.0					8.9 / -24.0					
	2.0H	10.9 / -25.3					10.9 / -25.3					