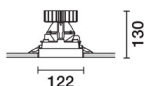


Last information update: May 2018



**Minimal adjustable recessed luminaire - Warm LED - DALI dimmable control gear - SuperSpot**

**Product code**  
P768

**Technical description**

Adjustable optic, recessed luminaire for a Warm White LED lamp with a high color rendering index. Passive heat dissipation system. The adjustable body can turn in a set-back position in relation to the flush-mounted recessed housing to ensure precise lighting that reduces direct glare significantly. Internal rotation of 358° and a tilting movement of 35° with mechanical locking systems for both movements. False ceiling adapter with bracket system that adapts to the thickness of the panels, and is designed to house flush with ceiling luminaires. A fixed recessed structure in die-cast aluminium. The adjustable unit includes a radiant element in aluminium, with a steel coupling for the optic unit and a thermoplastic rotation locknut. Thermoplastic anti-glare external screen. OPTI BEAM LENS lighting system with hi-tech optic lens that creates a particularly well-defined light beam. When this is combined with OPTI BEAM REFRACTOR accessory screens, alternative light beam opening values can be obtained. Supplied with a dimmable DALI ballast unit connected to the luminaire.

**Installation**

Recessed with steel torsion springs on the specific adapter (included) which allows flush-mounting with the ceiling. Adapter for securing to false ceiling (between 12.5 mm and 25 mm thick) - screws not included, with subsequent filling and smoothing operations; insertion of luminaire body and aesthetic finishing. Preparation hole 125 x 125 mm.

**Dimension (mm)**

119x119x123

**Colour**

White (01) | Black (04)

**Weight (Kg)**

0.96

**Mounting**

ceiling recessed


**Wiring**

Quick-coupling connections on the ballast unit terminal block - Digital electronic cabling that allows dimming to be performed with DALI protocol or pushbutton systems (TOUCH DIM)

**Notes**

Technical and decorative accessories available; with the option of installing an Opti Beam Refractor screen together with a standard accessory. The product has a white finish (01) that maintains its UGR < 19 performance unaltered even when luminance values vary slightly.

Complies with EN60598-1 and pertinent regulations



**Product configuration: P768.01**

**Product characteristics**

Total lighting output [Lm]: 490  
Total power [W]: 13.5  
Luminous efficacy [Lm/W]: 36.3  
Life Time: > 50,000h - L80 - B10 (Ta 25 °C)

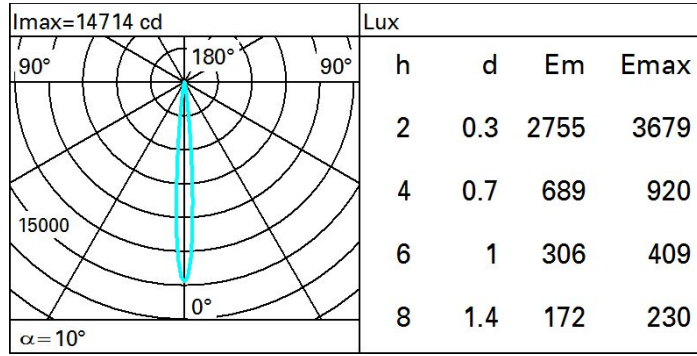
Total luminous flux at or above an angle of 90° [Lm]: 0  
Emergency luminous flux [Lm]: /  
Voltage [V]: -  
Number of optical assemblies: 1

**Optical assembly Characteristics Type 1**

Light Output Ratio (L.O.R.) [%]: 49  
Lamp code: LED  
ZVEI Code: LED  
Nominal power [W]: 12  
Nominal luminous [Lm]: 1000  
Lamp maximum intensity [cd]: /  
Beam angle [°]: 10°

Number of lamps for optical assembly: 1  
Socket: /  
Ballast losses [W]: 1.5  
Colour temperature [K]: 3000  
CRI: 90  
Wavelength [Nm]: /  
MacAdam Step: 3

**Polar**



**Utilisation factors**

R	77	75	73	71	55	53	33	00	DRR
K0.8	44	42	40	39	41	40	40	38	78
1.0	46	44	43	41	44	42	42	40	83
1.5	48	47	46	45	46	45	45	43	88
2.0	50	49	48	47	48	47	47	45	93
2.5	51	50	49	49	49	49	48	47	96
3.0	51	51	50	50	50	50	49	48	98
4.0	52	52	51	51	51	51	50	49	99
5.0	52	52	52	52	51	51	50	49	100

**Luminance curve limit**

