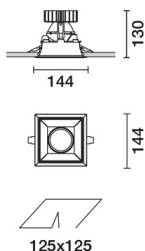



Last information update: June 2018



Frame adjustable recessed luminaire - Warm LED - DALI dimmable control gear - SuperSpot

Product code
P759

Technical description

Adjustable optic, recessed luminaire for a Warm White LED lamp with a high color rendering index. Passive heat dissipation system. The adjustable body can turn in a set-back position in relation to the flush-mounted recessed housing to ensure precise lighting that reduces direct glare significantly. Internal rotation of 358° and a tilting movement of 35° with mechanical locking systems for both movements. Fixed recessed luminaire in die-cast aluminium with a perimeter surface frame. The adjustable unit includes a radiant element in aluminium, with a steel coupling for the optic unit and a thermoplastic rotation locknut. Thermoplastic anti-glare external screen. OPTI BEAM LENS lighting system with hi-tech optic lens that creates a particularly well-defined light beam. When this is combined with OPTI BEAM REFRACTOR accessory screens, alternative light beam opening values can be obtained. Supplied with a dimmable DALI ballast unit connected to the luminaire.

Installation

Recessed with steel torsion springs for false ceilings from 1 to 25 mm thick - preparation hole 125 x 125. Installation possible in a horizontal position.

Dimension (mm)

144x144x123

Colour

White (01) | Black/Black (43) | Black/White (47) | Grey/Black (74)

Weight (Kg)

0.96

Mounting

ceiling recessed


Wiring

Quick-coupling connections on the ballast unit terminal block - Digital electronic cabling that allows dimming to be performed with DALI protocol or pushbutton systems (TOUCH DIM)

Notes

Technical and decorative accessories available; with the option of installing an Opti Beam Refractor screen together with a standard accessory. The product has a white finish (01) that maintains its UGR < 19 performance unaltered even when luminance values vary slightly.

Complies with EN60598-1 and pertinent regulations



Product configuration: P759.01

Product characteristics

Total lighting output [Lm]: 490
Total power [W]: 13.5
Luminous efficacy [Lm/W]: 36.3
Life Time: > 50,000h - L80 - B10 (Ta 25°C)

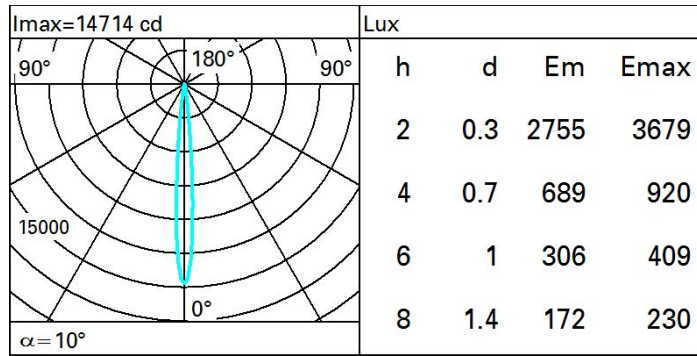
Total luminous flux at or above an angle of 90° [Lm]: 0
Emergency luminous flux [Lm]: /
Voltage [V]: -
Number of optical assemblies: 1

Optical assembly Characteristics Type 1

Light Output Ratio (L.O.R.) [%]: 49
Lamp code: LED
ZVEI Code: LED
Nominal power [W]: 12
Nominal luminous [Lm]: 1000
Lamp maximum intensity [cd]: /
Beam angle [°]: 10°

Number of lamps for optical assembly: 1
Socket: /
Ballast losses [W]: 1.5
Colour temperature [K]: 3000
CRI: 90
Wavelength [Nm]: /
MacAdam Step: 3

Polar



Utilisation factors

| R | 77 | 75 | 73 | 71 | 55 | 53 | 33 | 00 | DRR |
|------|----|----|----|----|----|----|----|----|-----|
| K0.8 | 44 | 42 | 40 | 39 | 41 | 40 | 40 | 38 | 78 |
| 1.0 | 46 | 44 | 43 | 41 | 44 | 42 | 42 | 40 | 83 |
| 1.5 | 48 | 47 | 46 | 45 | 46 | 45 | 45 | 43 | 88 |
| 2.0 | 50 | 49 | 48 | 47 | 48 | 47 | 47 | 45 | 93 |
| 2.5 | 51 | 50 | 49 | 49 | 49 | 49 | 48 | 47 | 96 |
| 3.0 | 51 | 51 | 50 | 50 | 50 | 50 | 49 | 48 | 98 |
| 4.0 | 52 | 52 | 51 | 51 | 51 | 51 | 50 | 49 | 99 |
| 5.0 | 52 | 52 | 52 | 52 | 51 | 51 | 50 | 49 | 100 |

Luminance curve limit

