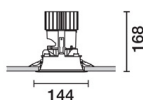



Last information update: May 2018



Frame adjustable recessed luminaire - Neutral LED - DALI dimmable control gear - Wide Flood

Product code

P758

Technical description

Recessed luminaire with adjustable optic for Neutral White LED lamp. Passive heat dissipation system. The adjustable body can turn in a set-back position in relation to the flush-mounted recessed housing to ensure precise lighting that is extremely comfortable and reduces direct glare significantly. Internal rotation of 358° and a tilting movement of 35° with mechanical locking systems for both movements. Fixed recessed luminaire in die-cast aluminium with a perimeter surface frame. The adjustable unit includes a radiant element in aluminium, with a steel coupling for the optic unit and a thermoplastic rotation locknut. Metallised thermoplastic reflector with a high definition optic. Thermoplastic anti-glare external screen. Transparent glass cover for LED lamp. Supplied with a dimmable DALI ballast unit connected to the luminaire.

Installation

Recessed with steel torsion springs for false ceilings from 1 to 25 mm thick - preparation hole 125 x 125. Installation possible in a horizontal position.

Dimension (mm)

144x144x160

Colour

White (01) | Black/Black (43) | Black/White (47) | Grey/Black (74)

Weight (Kg)

1.2

Mounting

ceiling recessed


Wiring

Quick-coupling connections on the ballast unit terminal block - Digital electronic cabling that allows dimming to be performed with DALI protocol or pushbutton systems (TOUCH DIM)

Notes

Technical and decorative accessories available; with the option of installing two accessories simultaneously. The product has a white finish (01) that maintains its UGR < 19 performance unaltered even when luminance values vary slightly.

Complies with EN60598-1 and pertinent regulations



Product configuration: P758.01

Product characteristics

Total lighting output [Lm]: 1948
 Total power [W]: 23.5
 Luminous efficacy [Lm/W]: 82.9
 Life Time: > 50,000h - L80 - B10 (Ta 25°C)

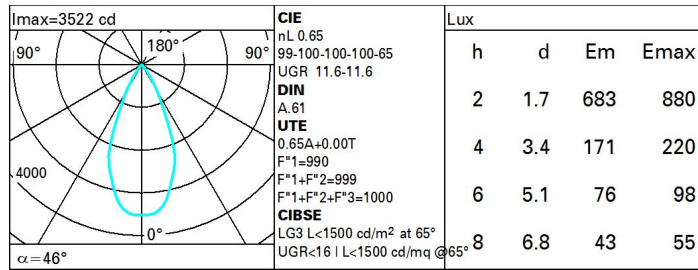
Total luminous flux at or above an angle of 90° [Lm]: 0
 Emergency luminous flux [Lm]: /
 Voltage [V]: -
 Number of optical assemblies: 1

Optical assembly Characteristics Type 1

Light Output Ratio (L.O.R.) [%]: 65
 Lamp code: LED
 ZVEI Code: LED
 Nominal power [W]: 21
 Nominal luminous [Lm]: 3000
 Lamp maximum intensity [cd]: /
 Beam angle [°]: 46°

Number of lamps for optical assembly: 1
 Socket: /
 Ballast losses [W]: 2.5
 Colour temperature [K]: 4000
 CRI: 80
 Wavelength [Nm]: /
 MacAdam Step: 3

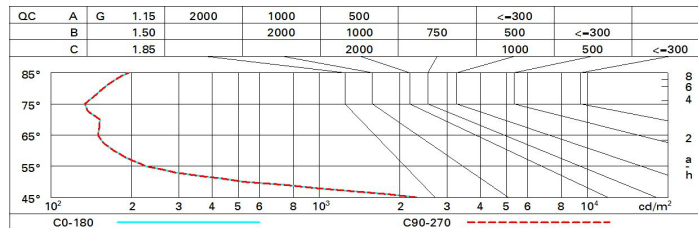
Polar



Utilisation factors

R	77	75	73	71	55	53	33	00	DRR
K0.8	58	55	53	52	55	53	53	50	78
1.0	61	58	56	55	58	56	56	53	82
1.5	64	62	60	59	61	60	59	57	88
2.0	66	65	63	62	64	63	62	60	93
2.5	67	66	65	65	65	64	64	62	95
3.0	68	67	67	66	66	66	65	63	98
4.0	69	68	68	67	67	67	66	64	99
5.0	69	69	69	68	68	68	67	65	100

Luminance curve limit



UGR diagram

Corrected UGR values (at 3000 lm bare lamp luminous flux)											
Reflect.:											
ceiling/cav		0.70	0.70	0.50	0.50	0.30	0.70	0.70	0.50	0.50	0.30
walls		0.50	0.30	0.50	0.30	0.30	0.50	0.30	0.50	0.30	0.30
work pl.		0.20	0.20	0.20	0.20	0.20	0.20	0.20	0.20	0.20	0.20
Room dim		viewed					viewed				
x	y	crosswise					endwise				
2H	2H	12.2	12.8	12.5	13.1	13.3	12.2	12.8	12.5	13.1	13.3
	3H	12.1	12.6	12.4	12.9	13.2	12.1	12.6	12.4	12.9	13.2
	4H	12.0	12.5	12.3	12.8	13.1	12.0	12.5	12.3	12.8	13.1
	6H	11.9	12.4	12.3	12.7	13.0	11.9	12.4	12.3	12.7	13.0
	8H	11.9	12.3	12.3	12.7	13.0	11.9	12.3	12.2	12.7	13.0
	12H	11.9	12.3	12.2	12.6	13.0	11.8	12.3	12.2	12.6	13.0
4H	2H	12.0	12.5	12.3	12.8	13.1	12.0	12.5	12.3	12.8	13.1
	3H	11.8	12.3	12.2	12.6	13.0	11.8	12.3	12.2	12.6	13.0
	4H	11.8	12.1	12.2	12.5	12.9	11.8	12.1	12.2	12.5	12.9
	6H	11.7	12.0	12.1	12.4	12.8	11.7	12.0	12.1	12.4	12.8
	8H	11.6	11.9	12.1	12.4	12.8	11.6	11.9	12.1	12.4	12.8
	12H	11.6	11.9	12.0	12.3	12.7	11.6	11.9	12.0	12.3	12.7
8H	4H	11.6	11.9	12.1	12.4	12.8	11.6	11.9	12.1	12.4	12.8
	6H	11.5	11.8	12.0	12.2	12.7	11.5	11.8	12.0	12.2	12.7
	8H	11.5	11.7	12.0	12.2	12.7	11.5	11.7	12.0	12.2	12.7
	12H	11.4	11.6	11.9	12.1	12.6	11.4	11.6	11.9	12.1	12.6
12H	4H	11.6	11.9	12.0	12.3	12.7	11.6	11.9	12.0	12.3	12.7
	6H	11.5	11.7	12.0	12.2	12.7	11.5	11.7	12.0	12.2	12.7
	8H	11.4	11.6	11.9	12.1	12.6	11.4	11.6	11.9	12.1	12.6
Variations with the observer position at spacing:											
S =	1.0H	5.9 / -18.3					5.9 / -18.3				
	1.5H	8.7 / -18.9					8.7 / -18.9				
	2.0H	10.7 / -19.1					10.7 / -19.1				