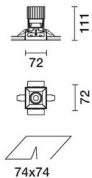


Last information update: May 2018

**Minimal Adjustable Recessed Luminaire - Warm White LED - Wide Flood beam - DALI****Product code**

P757

**Technical description**

Recessed luminaire with adjustable optic for warm white LED 2700K with high colour rendering index. Passive cooling system. Adjustable body can be rotated within the recess to ensure precise but comfortable lighting and considerably reduced direct glare. 355° internal rotation and max 30° oscillation with continuous friction. Adapter for false ceilings with bracket system adapting to panel thickness, for installation flush with the ceiling. Fixed recess structure in die-cast aluminium. The recessed luminaire includes a radiant aluminium element, a steel junction for the optical assembly and a thermoplastic rotation ring. Metallised thermoplastic reflector with high definition optic and wide flood beam aperture. External thermoplastic anti-glare screen. Transparent protection glass for LED light source. Supplied with DALI dimmable power supply unit connected to the luminaire.

**Installation**

Recessed with steel torsional springs on a specific adapter (included), ensuring flush ceiling installation. Fixed to false ceiling with adapter screws (thickness from 12.5 mm to 25 mm); the wall is then filled and skim-coated; insertion of recess and finishing touches. Recess opening 74 x 74 mm.

**Dimension (mm)**

72x72x111

**Colour**

White (01) | Black (04)

**Weight (Kg)**

0.58

**Mounting**

wall recessed|ceiling recessed

**Wiring**

Quick-fit power supply connection to terminal block - Digital electronic wiring enables dimming with DALI or TOUCH DIM systems.

**Notes**

Vast range of technical and decorative accessories available; option to install 2 accessories at the same time.

Complies with EN60598-1 and pertinent regulations

**IP20** **IP23** On the visible part of the product once installed

**Product configuration: P757.01****Product characteristics**

Total lighting output [Lm]: 689.3  
Total power [W]: 11.5  
Luminous efficacy [Lm/W]: 59.9  
Life Time: 50,000h - L80 - B10 (Ta 25°C)

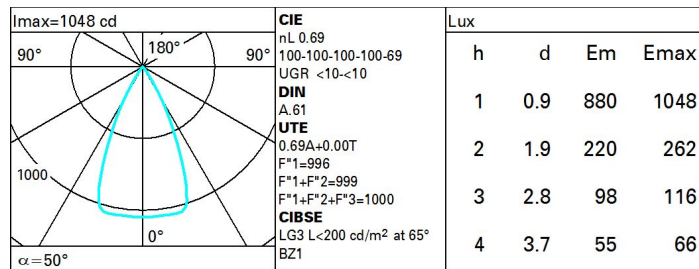
Total luminous flux at or above an angle of 90° [Lm]: 0  
Emergency luminous flux [Lm]: /  
Voltage [V]: 230  
Number of optical assemblies: 1

**Optical assembly Characteristics Type 1**

Light Output Ratio (L.O.R.) [%]: 69  
Lamp code: LED  
ZVEI Code: LED  
Nominal power [W]: 9.1  
Nominal luminous [Lm]: 1000  
Lamp maximum intensity [cd]: /  
Beam angle [°]: 50°

Number of lamps for optical assembly: 1  
Socket: /  
Ballast losses [W]: 2.4  
Colour temperature [K]: 2700  
CRI: 90  
Wavelength [Nm]: /  
MacAdam Step: 3

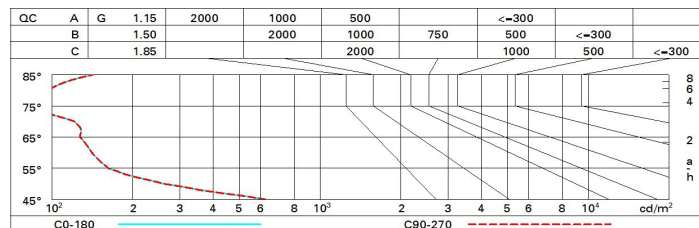
# Polar



# Utilisation factors

R	77	75	73	71	55	53	33	00	DRR
K0.8	62	59	57	55	58	56	56	54	78
1.0	65	62	60	58	61	60	59	57	83
1.5	68	66	64	63	65	64	63	61	89
2.0	70	69	67	66	68	67	66	64	93
2.5	72	70	69	69	69	69	68	66	96
3.0	72	72	71	70	70	70	69	67	98
4.0	73	73	72	72	71	71	70	68	99
5.0	74	73	73	73	72	72	71	69	100

# Luminance curve limit



# UGR diagram

Corrected UGR values (at 1000 lm bare lamp luminous flux)											
Reflect.: ceiling/cav walls work pl. Room dim x y		0.70	0.70	0.50	0.50	0.30	0.70	0.70	0.50	0.50	0.30
		0.50	0.30	0.50	0.30	0.30	0.50	0.30	0.50	0.30	0.30
		0.20	0.20	0.20	0.20	0.20	0.20	0.20	0.20	0.20	0.20
		viewed crosswise					viewed endwise				
2H	2H	10.0	10.6	10.3	10.8	11.0	10.0	10.6	10.3	10.8	11.0
	3H	9.9	10.4	10.2	10.7	10.9	9.9	10.4	10.2	10.7	10.9
	4H	9.8	10.3	10.2	10.6	10.9	9.8	10.3	10.2	10.6	10.9
	6H	9.8	10.2	10.1	10.5	10.8	9.8	10.2	10.1	10.5	10.8
	8H	9.7	10.1	10.1	10.5	10.8	9.7	10.1	10.1	10.5	10.8
	12H	9.7	10.1	10.1	10.4	10.8	9.7	10.1	10.1	10.4	10.8
4H	2H	9.8	10.3	10.2	10.6	10.9	9.8	10.3	10.2	10.6	10.9
	3H	9.7	10.1	10.1	10.4	10.8	9.7	10.1	10.1	10.4	10.8
	4H	9.6	9.9	10.0	10.3	10.7	9.6	9.9	10.0	10.3	10.7
	6H	9.5	9.8	9.9	10.2	10.6	9.5	9.8	9.9	10.2	10.6
	8H	9.5	9.7	9.9	10.2	10.6	9.5	9.7	9.9	10.2	10.6
	12H	9.4	9.7	9.9	10.1	10.6	9.4	9.7	9.9	10.1	10.5
8H	4H	9.5	9.7	9.9	10.2	10.6	9.5	9.7	9.9	10.2	10.6
	6H	9.4	9.6	9.8	10.0	10.5	9.4	9.6	9.8	10.0	10.5
	8H	9.3	9.5	9.8	10.0	10.5	9.3	9.5	9.8	10.0	10.5
	12H	9.3	9.4	9.8	9.9	10.4	9.3	9.4	9.8	9.9	10.4
12H	4H	9.4	9.7	9.9	10.1	10.5	9.4	9.7	9.9	10.1	10.6
	6H	9.3	9.5	9.8	10.0	10.5	9.3	9.5	9.8	10.0	10.5
	8H	9.3	9.4	9.8	9.9	10.4	9.3	9.4	9.8	9.9	10.4
Variations with the observer position at spacing:											
S =		1.0H	6.5 / -18.7					6.5 / -18.7			
		1.5H	9.3 / -19.2					9.3 / -19.2			
		2.0H	11.3 / -19.4					11.3 / -19.4			