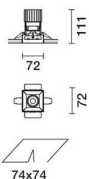


Last information update: May 2018

**Minimal Adjustable Recessed Luminaire - Warm White LED - Flood beam - DALI****Product code**

P756

Technical description

Recessed luminaire with adjustable optic for warm white LED 2700K with high colour rendering index. Passive cooling system. Adjustable body can be rotated within the recess to ensure precise but comfortable lighting and considerably reduced direct glare. 355° internal rotation and max 30° oscillation with continuous friction. Adapter for false ceilings with bracket system adapting to panel thickness, for installation flush with the ceiling. Fixed recess structure in die-cast aluminium. The recessed luminaire includes a radiant aluminium element, a steel junction for the optical assembly and a thermoplastic rotation ring. Metallised thermoplastic material reflector with high definition optic - flood beam opening. External thermoplastic anti-glare screen. Transparent protection glass for LED light source. Supplied with DALI dimmable power supply unit connected to the luminaire.

Installation

Recessed with steel torsional springs on a specific adapter (included), ensuring flush ceiling installation. Fixed to false ceiling with adapter screws (thickness from 12.5 mm to 25 mm); the wall is then filled and skim-coated; insertion of recess and finishing touches. Recess opening 74 x 74 mm.

Dimension (mm)

72x72x111

Colour

White (01) | Black (04)

Weight (Kg)

0.58

Mounting

wall recessed|ceiling recessed

Wiring

Quick-fit power supply connection to terminal block - Digital electronic wiring enables dimming with DALI or TOUCH DIM systems.

Notes

Vast range of technical and decorative accessories available; option to install 2 accessories at the same time.

Complies with EN60598-1 and pertinent regulations

IP20 IP23 On the visible part of the product once installed

**Product configuration: P756.01****Product characteristics**

Total lighting output [Lm]: 658.4
Total power [W]: 11.5
Luminous efficacy [Lm/W]: 57.3
Life Time: 50,000h - L80 - B10 (Ta 25°C)

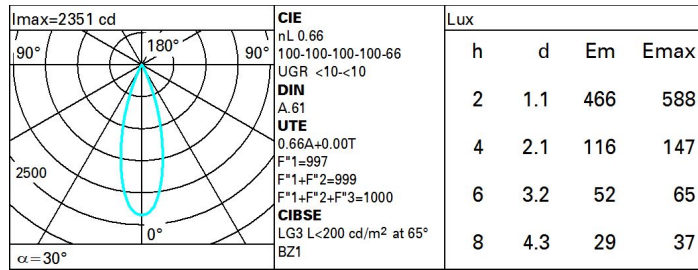
Total luminous flux at or above an angle of 90° [Lm]: 0
Emergency luminous flux [Lm]: /
Voltage [V]: 230
Number of optical assemblies: 1

Optical assembly Characteristics Type 1

Light Output Ratio (L.O.R.) [%]: 66
Lamp code: LED
ZVEI Code: LED
Nominal power [W]: 9.1
Nominal luminous [Lm]: 1000
Lamp maximum intensity [cd]: /
Beam angle [°]: 30°

Number of lamps for optical assembly: 1
Socket: /
Ballast losses [W]: 2.4
Colour temperature [K]: 2700
CRI: 90
Wavelength [Nm]: /
MacAdam Step: 3

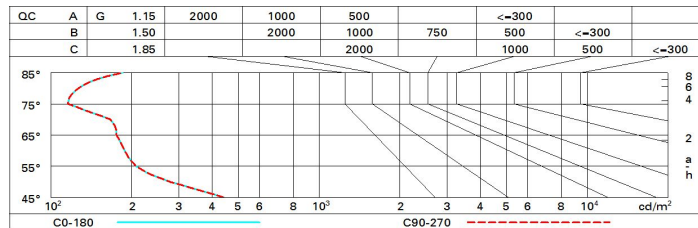
Polar



Utilisation factors

R	77	75	73	71	55	53	33	00	DRR
K0.8	59	56	54	53	56	54	54	52	78
1.0	62	59	57	56	59	57	57	55	83
1.5	65	63	61	60	62	61	60	58	89
2.0	67	66	64	63	65	64	63	61	93
2.5	68	67	66	66	66	65	65	63	96
3.0	69	68	68	67	67	67	66	64	98
4.0	70	69	69	69	68	68	67	65	99
5.0	70	70	70	69	69	69	68	66	100

Luminance curve limit



UGR diagram

Corrected UGR values (at 1000 lm bare lamp luminous flux)											
Reflect.:		0.70	0.70	0.50	0.50	0.30	0.70	0.70	0.50	0.50	0.30
ceiling/cav		0.70	0.70	0.50	0.50	0.30	0.70	0.70	0.50	0.50	0.30
walls		0.50	0.30	0.50	0.30	0.30	0.50	0.30	0.50	0.30	0.30
work pl.		0.20	0.20	0.20	0.20	0.20	0.20	0.20	0.20	0.20	0.20
Room dim		viewed					viewed				
x	y	crosswise					endwise				
2H	2H	-0.7	-0.2	-0.4	0.0	0.3	-0.7	-0.2	-0.4	0.0	0.3
	3H	-0.8	-0.3	-0.5	-0.0	0.2	-0.8	-0.4	-0.5	-0.1	0.2
	4H	-0.8	-0.4	-0.5	-0.1	0.2	-0.9	-0.4	-0.5	-0.2	0.1
	6H	-0.9	-0.5	-0.5	-0.2	0.2	-0.9	-0.6	-0.6	-0.2	0.1
	8H	-0.9	-0.5	-0.5	-0.2	0.2	-1.0	-0.6	-0.6	-0.3	0.1
	12H	-0.9	-0.5	-0.5	-0.2	0.2	-1.0	-0.7	-0.6	-0.3	0.0
4H	2H	-0.9	-0.4	-0.5	-0.2	0.1	-0.8	-0.4	-0.5	-0.1	0.2
	3H	-0.9	-0.6	-0.5	-0.2	0.1	-0.9	-0.5	-0.5	-0.2	0.1
	4H	-1.0	-0.6	-0.6	-0.3	0.1	-1.0	-0.6	-0.6	-0.3	0.1
	6H	-1.0	-0.7	-0.6	-0.3	0.1	-1.0	-0.7	-0.6	-0.4	0.1
	8H	-1.0	-0.8	-0.6	-0.3	0.1	-1.1	-0.8	-0.6	-0.4	0.0
	12H	-1.0	-0.8	-0.6	-0.4	0.1	-1.1	-0.9	-0.7	-0.5	0.0
8H	4H	-1.1	-0.8	-0.6	-0.4	0.0	-1.0	-0.8	-0.6	-0.3	0.1
	6H	-1.1	-0.9	-0.6	-0.4	0.0	-1.1	-0.9	-0.6	-0.4	0.1
	8H	-1.1	-0.9	-0.6	-0.4	0.0	-1.1	-0.9	-0.6	-0.4	0.0
	12H	-1.1	-0.9	-0.6	-0.4	0.1	-1.1	-1.0	-0.6	-0.5	0.0
12H	4H	-1.1	-0.9	-0.7	-0.5	0.0	-1.0	-0.8	-0.6	-0.4	0.1
	6H	-1.1	-1.0	-0.7	-0.5	0.0	-1.1	-0.9	-0.6	-0.4	0.1
	8H	-1.1	-1.0	-0.6	-0.5	0.0	-1.1	-0.9	-0.6	-0.4	0.1
Variations with the observer position at spacing:											
S =	1.0H	6.0 / -6.4					6.0 / -6.4				
	1.5H	8.8 / -6.9					8.8 / -6.9				
	2.0H	10.7 / -7.0					10.7 / -7.0				