


Last information update: May 2018

**Frame Adjustable Recessed Luminaire - Warm White LED - Wide Flood beam - DALI****Product code**

P739

**Technical description**

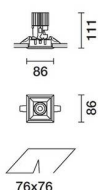
Recessed luminaire with adjustable optic for warm white LED 2700K with high colour rendering index. Passive cooling system. Adjustable body can be rotated within the recess to ensure precise but comfortable lighting and considerably reduced direct glare. 355° internal rotation and max 30° oscillation with continuous friction. Fixed recess structure in die-cast aluminium with perimeter stop frame. The recessed luminaire includes a radiant aluminium element, a steel junction for the optical assembly and a thermoplastic rotation ring. Metallised thermoplastic reflector with high definition optic and wide flood beam aperture. External thermoplastic anti-glare screen. Transparent protection glass for LED light source. Supplied with DALI dimmable power supply unit connected to the luminaire.

**Installation**

Recessed with torsional steel springs - 1 mm minimum thickness of false ceiling - recess opening 76 x 76 mm.

**Dimension (mm)**

86x86x111

**Colour**

White (01) | Black/Black (43) | Black/White (47) | Grey/Black (74)

**Weight (Kg)**

0.53

**Mounting**

wall recessed|ceiling recessed

**Wiring**

Quick-fit power supply connection to terminal block - Digital electronic wiring enables dimming with DALI or TOUCH DIM systems.

**Notes**

Vast range of technical and decorative accessories available; option to install 2 accessories at the same time.

Complies with EN60598-1 and pertinent regulations

**IP20** **IP23** On the visible part of the product once installed

**Product configuration: P739.01****Product characteristics**

Total lighting output [Lm]: 689.3  
Total power [W]: 11.5  
Luminous efficacy [Lm/W]: 59.9  
Life Time: 50,000h - L80 - B10 (Ta 25°C)

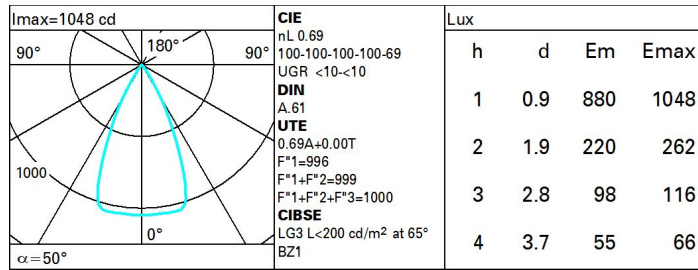
Total luminous flux at or above an angle of 90° [Lm]: 0  
Emergency luminous flux [Lm]: /  
Voltage [V]: 230  
Number of optical assemblies: 1

**Optical assembly Characteristics Type 1**

Light Output Ratio (L.O.R.) [%]: 69  
Lamp code: LED  
ZVEI Code: LED  
Nominal power [W]: 9.1  
Nominal luminous [Lm]: 1000  
Lamp maximum intensity [cd]: /  
Beam angle [°]: 50°

Number of lamps for optical assembly: 1  
Socket: /  
Ballast losses [W]: 2.4  
Colour temperature [K]: 2700  
CRI: 90  
Wavelength [Nm]: /  
MacAdam Step: 3

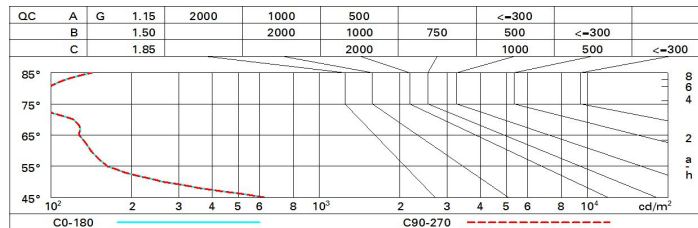
**Polar**



**Utilisation factors**

R	77	75	73	71	55	53	33	00	DRR
K0.8	62	59	57	55	58	56	56	54	78
1.0	65	62	60	58	61	60	59	57	83
1.5	68	66	64	63	65	64	63	61	89
2.0	70	69	67	66	68	67	66	64	93
2.5	72	70	69	69	69	69	68	66	96
3.0	72	72	71	70	70	70	69	67	98
4.0	73	73	72	72	71	71	70	68	99
5.0	74	73	73	73	72	72	71	69	100

**Luminance curve limit**



**UGR diagram**

Corrected UGR values (at 1000 lm bare lamp luminous flux)											
Reflect.:		0.70	0.70	0.50	0.50	0.30	0.70	0.70	0.50	0.50	0.30
ceiling/cav		0.70	0.70	0.50	0.50	0.30	0.70	0.70	0.50	0.50	0.30
walls		0.50	0.30	0.50	0.30	0.30	0.50	0.30	0.50	0.30	0.30
work pl.		0.20	0.20	0.20	0.20	0.20	0.20	0.20	0.20	0.20	0.20
Room dim		viewed crosswise					viewed endwise				
x	y										
2H	2H	10.0	10.6	10.3	10.8	11.0	10.0	10.6	10.3	10.8	11.0
	3H	9.9	10.4	10.2	10.7	10.9	9.9	10.4	10.2	10.7	10.9
	4H	9.8	10.3	10.2	10.6	10.9	9.8	10.3	10.2	10.6	10.9
	6H	9.8	10.2	10.1	10.5	10.8	9.8	10.2	10.1	10.5	10.8
	8H	9.7	10.1	10.1	10.5	10.8	9.7	10.1	10.1	10.5	10.8
	12H	9.7	10.1	10.1	10.4	10.8	9.7	10.1	10.1	10.4	10.8
4H	2H	9.8	10.3	10.2	10.6	10.9	9.8	10.3	10.2	10.6	10.9
	3H	9.7	10.1	10.1	10.4	10.8	9.7	10.1	10.1	10.4	10.8
	4H	9.6	9.9	10.0	10.3	10.7	9.6	9.9	10.0	10.3	10.7
	6H	9.5	9.8	9.9	10.2	10.6	9.5	9.8	9.9	10.2	10.6
	8H	9.5	9.7	9.9	10.2	10.6	9.5	9.7	9.9	10.2	10.6
	12H	9.4	9.7	9.9	10.1	10.6	9.4	9.7	9.9	10.1	10.5
8H	4H	9.5	9.7	9.9	10.2	10.6	9.5	9.7	9.9	10.2	10.6
	6H	9.4	9.6	9.8	10.0	10.5	9.4	9.6	9.8	10.0	10.5
	8H	9.3	9.5	9.8	10.0	10.5	9.3	9.5	9.8	10.0	10.5
	12H	9.3	9.4	9.8	9.9	10.4	9.3	9.4	9.8	9.9	10.4
12H	4H	9.4	9.7	9.9	10.1	10.5	9.4	9.7	9.9	10.1	10.6
	6H	9.3	9.5	9.8	10.0	10.5	9.3	9.5	9.8	10.0	10.5
	8H	9.3	9.4	9.8	9.9	10.4	9.3	9.4	9.8	9.9	10.4
Variations with the observer position at spacing:											
S =	1.0H	6.5 / -18.7					6.5 / -18.7				
	1.5H	9.3 / -19.2					9.3 / -19.2				
	2.0H	11.3 / -19.4					11.3 / -19.4				