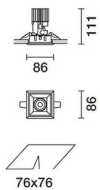



Last information update: May 2018

**Frame Adjustable Recessed Luminaire - Warm White LED - Spot beam - DALI****Product code**

P736

Technical description

Recessed luminaire with adjustable optic for warm white LED 2700K with high colour rendering index. Passive cooling system. Adjustable body can be rotated within the recess to ensure precise lighting and considerably reduced direct glare. 355° internal rotation and max 30° oscillation with continuous friction. Fixed recess structure in die-cast aluminium with perimeter stop frame. The recessed luminaire includes a radiant aluminium element, a steel junction for the optical assembly and a thermoplastic rotation ring. Advanced technology OPTI BEAM LENS provides a fine and well defined beam. External thermoplastic anti-glare screen. Supplied with DALI dimmable power supply unit connected to the luminaire.

Installation

Recessed with torsional steel springs - 1 mm minimum thickness of false ceiling - recess opening 76 x 76 mm.

Dimension (mm)

86x86x111

Colour

White (01) | Black/Black (43) | Black/White (47) | Grey/Black (74)

Weight (Kg)

0.53

Mounting

wall recessed|ceiling recessed

Wiring

Quick-fit power supply connection to terminal block - Digital electronic wiring enables dimming with DALI or TOUCH DIM systems.

Notes

Vast range of technical and decorative accessories available; option to install 2 accessories at the same time.

Complies with EN60598-1 and pertinent regulations

IP20 **IP23** On the visible part of the product once installed

**Product configuration: P736.01****Product characteristics**

Total lighting output [Lm]: 286.7
Total power [W]: 8.1
Luminous efficacy [Lm/W]: 35.4
Life Time: > 50,000h - L90 - B10 (Ta 25°C)

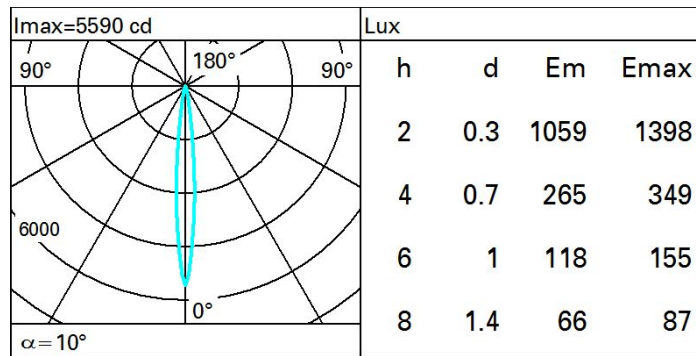
Total luminous flux at or above an angle of 90° [Lm]: 0
Emergency luminous flux [Lm]: /
Voltage [V]: -
Number of optical assemblies: 1

Optical assembly Characteristics Type 1

Light Output Ratio (L.O.R.) [%]: 61
Lamp code: LED
ZVEI Code: LED
Nominal power [W]: 6.1
Nominal luminous [Lm]: 470
Lamp maximum intensity [cd]: /
Beam angle [°]: 10°

Number of lamps for optical assembly: 1
Socket: /
Ballast losses [W]: 2
Colour temperature [K]: 2700
CRI: 90
Wavelength [Nm]: /
MacAdam Step: 3

Polar



Utilisation factors

R	77	75	73	71	55	53	33	00	DRR
K0.8	55	52	50	49	52	50	50	48	78
1.0	57	55	53	52	54	53	52	50	83
1.5	60	58	57	56	58	56	56	54	89
2.0	62	61	60	59	60	59	58	57	93
2.5	63	62	61	61	61	61	60	58	96
3.0	64	63	63	62	62	62	61	60	98
4.0	65	64	64	64	63	63	62	61	99
5.0	65	65	65	64	64	64	63	61	100

Luminance curve limit

