


Last information update: May 2018



Frame Adjustable Recessed Luminaire - Warm White LED - Medium beam - DALI

Product code

P733

Technical description

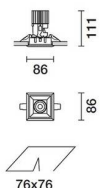
Recessed luminaire with adjustable optic for warm white LED with high colour rendering index. Passive cooling system. Adjustable body can be rotated within the recess to ensure precise but comfortable lighting and considerably reduced direct glare. 355° internal rotation and max 30° oscillation with continuous friction. Fixed recess structure in die-cast aluminium with perimeter stop frame. The recessed luminaire includes a radiant aluminium element, a steel junction for the optical assembly and a thermoplastic rotation ring. Metallised thermoplastic material reflector with high definition optic - medium opening. External thermoplastic anti-glare screen. Transparent protection glass for LED light source. Supplied with DALI dimmable power supply unit connected to the luminaire.

Installation

Recessed with torsional steel springs - 1 mm minimum thickness of false ceiling - recess opening 76 x 76 mm.

Dimension (mm)

86x86x111



Colour

White (01) | Black/Black (43) | Black/White (47) | Grey/Black (74)

Weight (Kg)

0.53

Mounting

wall recessed|ceiling recessed

Wiring

Quick-fit power supply connection to terminal block - Digital electronic wiring enables dimming with DALI or TOUCH DIM systems.

Notes

Vast range of technical and decorative accessories available; option to install 2 accessories at the same time.

Complies with EN60598-1 and pertinent regulations

IP20 IP23 On the visible part of the product once installed



Product configuration: P733.01

Product characteristics

Total lighting output [Lm]: 600
 Total power [W]: 10.7
 Luminous efficacy [Lm/W]: 56.1
 Life Time: 50,000h - L80 - B10 (Ta 25°C)

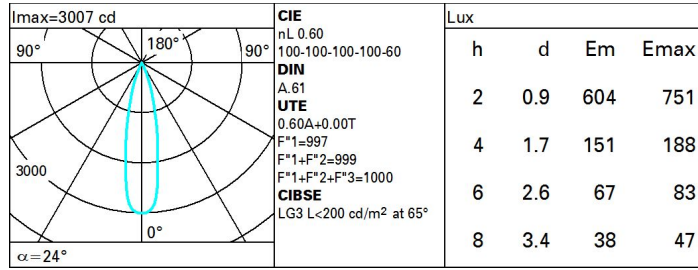
Total luminous flux at or above an angle of 90° [Lm]: 0
 Emergency luminous flux [Lm]: /
 Voltage [V]: 230
 Number of optical assemblies: 1

Optical assembly Characteristics Type 1

Light Output Ratio (L.O.R.) [%]: 60
 Lamp code: LED
 ZVEI Code: LED
 Nominal power [W]: 8.4
 Nominal luminous [Lm]: 1000
 Lamp maximum intensity [cd]: /
 Beam angle [°]: 24°

Number of lamps for optical assembly: 1
 Socket: /
 Ballast losses [W]: 2.3
 Colour temperature [K]: 3000
 CRI: 90
 Wavelength [Nm]: /
 MacAdam Step: 3

Polar



Utilisation factors

R	77	75	73	71	55	53	33	00	DRR
K0.8	54	51	49	48	51	49	49	47	78
1.0	57	54	52	51	53	52	52	50	83
1.5	59	57	56	55	57	55	55	53	89
2.0	61	60	59	58	59	58	57	56	93
2.5	62	61	60	60	60	60	59	57	96
3.0	63	62	62	61	61	61	60	59	98
4.0	64	63	63	62	62	62	61	60	99
5.0	64	64	63	63	63	63	62	60	100

Luminance curve limit

