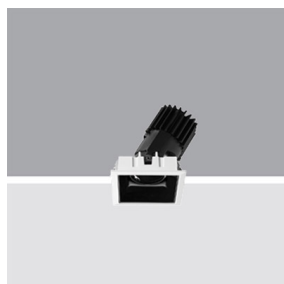


Last information update: May 2018



Frame Adjustable Recessed Luminaire - Warm White LED - Flood beam - ON-OFF

Product code
P729

Technical description

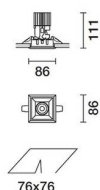
Recessed luminaire with adjustable optic for warm white LED 2700K with high colour rendering index. Passive cooling system. Adjustable body can be rotated within the recess to ensure precise but comfortable lighting and considerably reduced direct glare. 355° internal rotation and max 30° oscillation with continuous friction. Fixed recess structure in die-cast aluminium with perimeter stop frame. The recessed luminaire includes a radiant aluminium element, a steel junction for the optical assembly and a thermoplastic rotation ring. Metallised thermoplastic material reflector with high definition optic - flood beam opening. External thermoplastic anti-glare screen. Transparent protection glass for LED light source. Supplied with electronic power supply unit connected to the luminaire.

Installation

Recessed with torsional steel springs - 1 mm minimum thickness of false ceiling - recess opening 76 x 76 mm.

Dimension (mm)

86x86x111



Colour

White (01) | Black/Black (43) | Black/White (47) | Grey/Black (74)

Weight (Kg)

0.53

Mounting

wall recessed|ceiling recessed

Wiring

Quick-fit power supply connection to terminal block.

Notes

Vast range of technical and decorative accessories available; option to install 2 accessories at the same time.

Complies with EN60598-1 and pertinent regulations

IP20 **IP23** On the visible part of the product once installed



Product configuration: P729.01

Product characteristics

Total lighting output [Lm]: 658.4
Total power [W]: 11.6
Luminous efficacy [Lm/W]: 56.8
Life Time: 50,000h - L80 - B10 (Ta 25°C)

Total luminous flux at or above an angle of 90° [Lm]: 0
Emergency luminous flux [Lm]: /
Voltage [V]: 230
Number of optical assemblies: 1

Optical assembly Characteristics Type 1

Light Output Ratio (L.O.R.) [%]: 66
Lamp code: LED
ZVEI Code: LED
Nominal power [W]: 9.1
Nominal luminous [Lm]: 1000
Lamp maximum intensity [cd]: /
Beam angle [°]: 30°

Number of lamps for optical assembly: 1
Socket: /
Ballast losses [W]: 2.5
Colour temperature [K]: 2700
CRI: 90
Wavelength [Nm]: /
MacAdam Step: 3

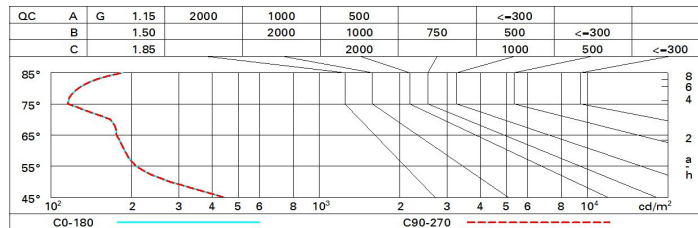
Polar

| | | | | | | |
|-------------------|----------------------|--------------------------------------------------------------------------------------------------------------------------------------------------------------------------------------------------------------------------|------------|----------|-----------|-------------|
| | Imax =2351 cd | CIE nL 0.66 100-100-100-100-66 UGR <10-<10 DIN A.61 UTE 0.66A+0.00T F*1=997 F*1+F*2=999 F*1+F*2+F*3=1000 CIBSE LG3 L<200 cd/m ² at 65° BZ1 | Lux | | | |
| | | | h | d | Em | Emax |
| | | | 2 | 1.1 | 466 | 588 |
| | | | 4 | 2.1 | 116 | 147 |
| | | | 6 | 3.2 | 52 | 65 |
| $\alpha=30^\circ$ | | 8 | 4.3 | 29 | 37 | |

Utilisation factors

| R | 77 | 75 | 73 | 71 | 55 | 53 | 33 | 00 | DRR |
|------|----|----|----|----|----|----|----|----|-----|
| K0.8 | 59 | 56 | 54 | 53 | 56 | 54 | 54 | 52 | 78 |
| 1.0 | 62 | 59 | 57 | 56 | 59 | 57 | 57 | 55 | 83 |
| 1.5 | 65 | 63 | 61 | 60 | 62 | 61 | 60 | 58 | 89 |
| 2.0 | 67 | 66 | 64 | 63 | 65 | 64 | 63 | 61 | 93 |
| 2.5 | 68 | 67 | 66 | 66 | 66 | 65 | 65 | 63 | 96 |
| 3.0 | 69 | 68 | 68 | 67 | 67 | 67 | 66 | 64 | 98 |
| 4.0 | 70 | 69 | 69 | 69 | 68 | 68 | 67 | 65 | 99 |
| 5.0 | 70 | 70 | 70 | 69 | 69 | 69 | 68 | 66 | 100 |

Luminance curve limit



UGR diagram

| Corrected UGR values (at 1000 lm bare lamp luminous flux) | | | | | | | | | | | |
|-----------------------------------------------------------|------|------------------|------|------|------|------|----------------|------|------|------|------|
| Reflect.: | | 0.70 | 0.70 | 0.50 | 0.50 | 0.30 | 0.70 | 0.70 | 0.50 | 0.50 | 0.30 |
| ceiling/cav | | 0.70 | 0.70 | 0.50 | 0.50 | 0.30 | 0.70 | 0.70 | 0.50 | 0.50 | 0.30 |
| walls | | 0.50 | 0.30 | 0.50 | 0.30 | 0.30 | 0.50 | 0.30 | 0.50 | 0.30 | 0.30 |
| work pl. | | 0.20 | 0.20 | 0.20 | 0.20 | 0.20 | 0.20 | 0.20 | 0.20 | 0.20 | 0.20 |
| Room dim | | viewed crosswise | | | | | viewed endwise | | | | |
| x | y | | | | | | | | | | |
| 2H | 2H | -0.7 | -0.2 | -0.4 | 0.0 | 0.3 | -0.7 | -0.2 | -0.4 | 0.0 | 0.3 |
| | 3H | -0.8 | -0.3 | -0.5 | -0.0 | 0.2 | -0.8 | -0.4 | -0.5 | -0.1 | 0.2 |
| | 4H | -0.8 | -0.4 | -0.5 | -0.1 | 0.2 | -0.9 | -0.4 | -0.5 | -0.2 | 0.1 |
| | 6H | -0.9 | -0.5 | -0.5 | -0.2 | 0.2 | -0.9 | -0.6 | -0.6 | -0.2 | 0.1 |
| | 8H | -0.9 | -0.5 | -0.5 | -0.2 | 0.2 | -1.0 | -0.6 | -0.6 | -0.3 | 0.1 |
| | 12H | -0.9 | -0.5 | -0.5 | -0.2 | 0.2 | -1.0 | -0.7 | -0.6 | -0.3 | 0.0 |
| 4H | 2H | -0.9 | -0.4 | -0.5 | -0.2 | 0.1 | -0.8 | -0.4 | -0.5 | -0.1 | 0.2 |
| | 3H | -0.9 | -0.6 | -0.5 | -0.2 | 0.1 | -0.9 | -0.5 | -0.5 | -0.2 | 0.1 |
| | 4H | -1.0 | -0.6 | -0.6 | -0.3 | 0.1 | -1.0 | -0.6 | -0.6 | -0.3 | 0.1 |
| | 6H | -1.0 | -0.7 | -0.6 | -0.3 | 0.1 | -1.0 | -0.7 | -0.6 | -0.4 | 0.1 |
| | 8H | -1.0 | -0.8 | -0.6 | -0.3 | 0.1 | -1.1 | -0.8 | -0.6 | -0.4 | 0.0 |
| | 12H | -1.0 | -0.8 | -0.6 | -0.4 | 0.1 | -1.1 | -0.9 | -0.7 | -0.5 | 0.0 |
| 8H | 4H | -1.1 | -0.8 | -0.6 | -0.4 | 0.0 | -1.0 | -0.8 | -0.6 | -0.3 | 0.1 |
| | 6H | -1.1 | -0.9 | -0.6 | -0.4 | 0.0 | -1.1 | -0.9 | -0.6 | -0.4 | 0.1 |
| | 8H | -1.1 | -0.9 | -0.6 | -0.4 | 0.0 | -1.1 | -0.9 | -0.6 | -0.4 | 0.0 |
| | 12H | -1.1 | -0.9 | -0.6 | -0.4 | 0.1 | -1.1 | -1.0 | -0.6 | -0.5 | 0.0 |
| 12H | 4H | -1.1 | -0.9 | -0.7 | -0.5 | 0.0 | -1.0 | -0.8 | -0.6 | -0.4 | 0.1 |
| | 6H | -1.1 | -1.0 | -0.7 | -0.5 | 0.0 | -1.1 | -0.9 | -0.6 | -0.4 | 0.1 |
| | 8H | -1.1 | -1.0 | -0.6 | -0.5 | 0.0 | -1.1 | -0.9 | -0.6 | -0.4 | 0.1 |
| Variations with the observer position at spacing: | | | | | | | | | | | |
| S = | 1.0H | 6.0 / -6.4 | | | | | 6.0 / -6.4 | | | | |
| | 1.5H | 8.8 / -6.9 | | | | | 8.8 / -6.9 | | | | |
| | 2.0H | 10.7 / -7.0 | | | | | 10.7 / -7.0 | | | | |