


Last information update: May 2018



**Frame Adjustable Recessed Luminaire - Warm White LED - Medium beam - ON-OFF**

**Product code**

P724

**Technical description**

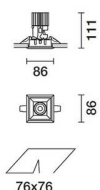
Recessed luminaire with adjustable optic for warm white LED with high colour rendering index. Passive cooling system. Adjustable body can be rotated within the recess to ensure precise but comfortable lighting and considerably reduced direct glare. 355° internal rotation and max 30° oscillation with continuous friction. Fixed recess structure in die-cast aluminium with perimeter stop frame. The recessed luminaire includes a radiant aluminium element, a steel junction for the optical assembly and a thermoplastic rotation ring. Metallised thermoplastic material reflector with high definition optic - medium opening. External thermoplastic anti-glare screen. Transparent protection glass for LED light source. Supplied with electronic power supply unit connected to the luminaire.

**Installation**

Recessed with torsional steel springs - 1 mm minimum thickness of false ceiling - recess opening 76 x 76 mm.

**Dimension (mm)**

86x86x111



**Colour**

White (01) | Black/Black (43) | Black/White (47) | Grey/Black (74)

**Weight (Kg)**

0.53

**Mounting**

wall recessed|ceiling recessed

**Wiring**

Quick-fit power supply connection to terminal block.

**Notes**

Vast range of technical and decorative accessories available; option to install 2 accessories at the same time.

Complies with EN60598-1 and pertinent regulations

IP20 IP23 On the visible part of the product once installed



**Product configuration: P724.01**

**Product characteristics**

Total lighting output [Lm]: 600  
 Total power [W]: 10.9  
 Luminous efficacy [Lm/W]: 55  
 Life Time: 50,000h - L80 - B10 (Ta 25°C)

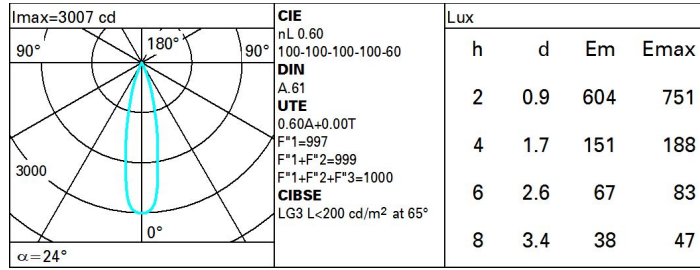
Total luminous flux at or above an angle of 90° [Lm]: 0  
 Emergency luminous flux [Lm]: /  
 Voltage [V]: 230  
 Number of optical assemblies: 1

**Optical assembly Characteristics Type 1**

Light Output Ratio (L.O.R.) [%]: 60  
 Lamp code: LED  
 ZVEI Code: LED  
 Nominal power [W]: 8.4  
 Nominal luminous [Lm]: 1000  
 Lamp maximum intensity [cd]: /  
 Beam angle [°]: 24°

Number of lamps for optical assembly: 1  
 Socket: /  
 Ballast losses [W]: 2.5  
 Colour temperature [K]: 3000  
 CRI: 90  
 Wavelength [Nm]: /  
 MacAdam Step: 3

**Polar**



**Utilisation factors**

R	77	75	73	71	55	53	33	00	DRR
K0.8	54	51	49	48	51	49	49	47	78
1.0	57	54	52	51	53	52	52	50	83
1.5	59	57	56	55	57	55	55	53	89
2.0	61	60	59	58	59	58	57	56	93
2.5	62	61	60	60	60	60	59	57	96
3.0	63	62	62	61	61	61	60	59	98
4.0	64	63	63	62	62	62	61	60	99
5.0	64	64	63	63	63	63	62	60	100

**Luminance curve limit**

